



# GREEN BOND TRANSPARENCY PLATFORM

## GBTP Resource Center

Revision January 2026 - Version English  
Latin America and Caribbean Operations

# Summary and chapters of this Handbook

---



Chapter

<b>00</b>	<u>About the GBTP.....</u>	<u>03</u>
<b>00</b>	<u>    GBTP ecosystem.....</u>	<u>04</u>
<b>00</b>	<u>Getting to know the platform.....</u>	<u>05</u>
<b>01</b>	<u>Bonds on the platform.....</u>	<u>08</u>
<b>02</b>	<u>Inside of a Bond.....</u>	<u>20</u>
<b>03</b>	<u>Inside of a Project.....</u>	<u>30</u>
<b>04</b>	<u>Build your portfolio .....</u>	<u>32</u>
<b>05</b>	<u>Resources &amp; Data.....</u>	<u>35</u>



# About the GBTP



The transition to a green economy is essential for Latin America and the Caribbean (LAC) to mitigate climate change and strengthen resilience to growing climate risks. Achieving this transition will require substantial annual investments estimated at USD 40–50 billion through 2030. Green bonds have emerged as a powerful tool to channel finance toward climate-aligned investments. As the market grows, however, investors increasingly demand greater transparency, comparability, and consistency. They seek clear answers to questions such as: ***Who is issuing green bonds? What projects are being financed? What environmental benefits are being generated?***

To meet these needs, access to first-hand, organized, and comparable data in a single location became essential. Harmonized reporting is also a critical driver of growth and credibility in the green bond market. In response, the Inter-American Development Bank (IDB) launched the Green Bond Transparency Platform (GBTP) in 2021: an innovative digital solution designed to support standardized, high-quality labelled bond reporting across LAC and to facilitate the expansion of sustainable investments in the region.

## WHO WE ARE

*The GBTP is a free, public platform developed by the Inter-American Development Bank to strengthen transparency and comparability in green and other labelled bonds reporting in Latin America and the Caribbean. By building trust and improving access to reliable information, the Platform helps attract long-term capital to the region.*

## WHAT WE DO:

*The GBTP provides granular, comparable, and easily accessible data on use of proceeds and impacts of labelled bonds. Information is uploaded directly by issuers, reviewed by independent external verifiers, and aligned with leading international standards to ensure integrity and reliability.*

## WHY WE DO IT:

*The GBTP serves as a benchmark for best-practice disclosure and supports all market participants. It delivers essential baseline statistics to inform investor decisions and market development, while also strengthening the capacity of issuers and investors throughout the region.*

## GBTP Achievements

- The platform covers disclosure of **~80% of the region's market**.
- Hosts **~200 KPIs** aligned with international standards and tailored to issuer needs.
- Reports more than **37 million tCO<sub>2</sub>** avoided or reduced (as of Jan 2026).
- **100+ regional issuers** have voluntarily joined the Platform.
- **400+ issuer personnel trained** on reporting and impact measurement.
- Continuously updated with new issuers, external reviewers, and features based on user and market feedback.
- Offers a **public, downloadable database** of green and sustainable bonds, including use-of-proceeds and impact metrics.
- Built with an **open, adaptable system design**, enabling replicability in other regions and across other thematic bond types.



# GBTP ecosystem

---



## BEHIND THE PLATFORM

**Users Support Team (UST):** The UST provides hands-on guidance for issuers and reviewers, supporting publication, data consistency, and platform use. With multilingual staff across regions, users can schedule free one-on-one sessions. The team also channels investor inquiries to issuers, strengthening engagement.

**IDB Team:** The IDB team oversees platform strategy and coordination across technical, operational, and communications functions. They ensure the GBTP evolves with market needs and remain available through the platform's support channels. The LAC operations team has bases in Brazil, Colombia, and Argentina, and is responsible for servicing all countries in Latin America and the Caribbean.

**Communications:** This team leads all GBTP communications, guiding users on publication practices and managing updates, announcements, and the monthly newsletter that highlights key developments and insights.

## USERS

**Issuers:** Issuers access the platform for free and are encouraged to upload mandatory information, requiring only a few steps, as well as additional project data, KPIs, allocations, and frameworks. They can request external reviews directly through the platform, improving credibility and visibility to investors.

**External Reviewer:** Reviewers join at no cost and verify issuer data directly on the platform, including SPOs, ratings, allocations, and impact metrics. They are encouraged to register and monitor new issuances.

**Investor:** The GBTP offers investors a centralized source of comparable, transparent data, replacing fragmented market information. No login is required, and virtual portfolios remain fully client-side, ensuring privacy and ease of use.

**Supporters:** Supporters help disseminate and promote the platform. There is no cost, only a commitment to provide feedback when needed and to share GBTP resources within their networks. Interested organizations can contact the team for more details.



**Did you know?** The GBTP already covers almost 90% of the green bonds in Latin America and the quality and reliability of the available data was cited as a highlight by the judges at the Environmental Finance awards.

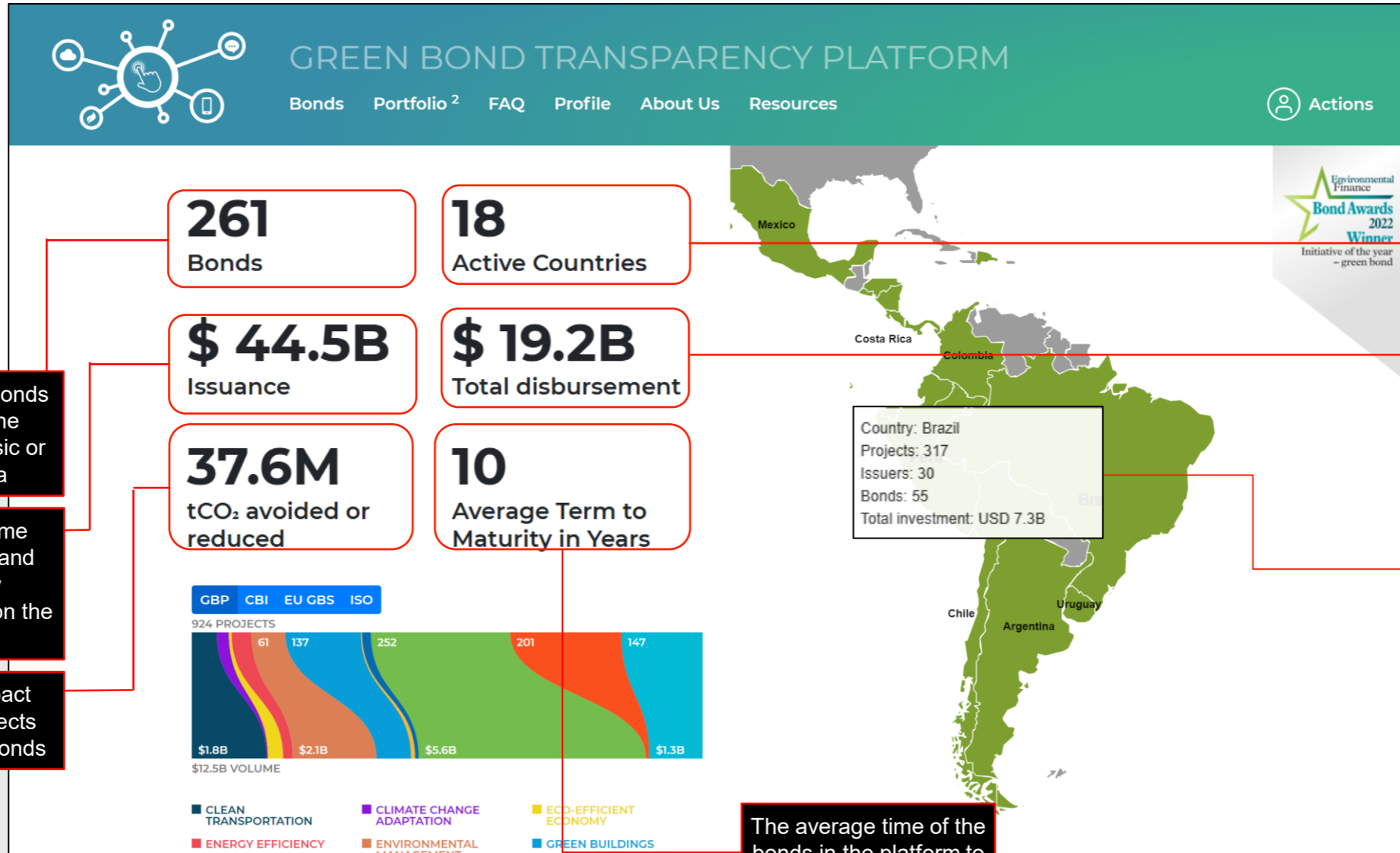


# 00

## 00. Home screen and dashboard

Getting to know the platform

# Identifying the components of the front page



Number of countries where projects are financed by the bonds

Aggregated disbursements to all projects financed by the bonds

Dynamic map with aggregate data at the country-level. Click on the various countries to drill down on one specifically

Total number of bonds published on the platform, with basic or complete data

Total USD volume issued in green and sustainability bonds published on the platform

Aggregated impact metric of all projects financed by the bonds

The average time of the bonds in the platform to mature in years

Action required: **browsing**

Access the platform via [www.greenbondtransparency.com](http://www.greenbondtransparency.com) (you can use the QR Code on the side) and read the terms and conditions to the end to accept. When accessing the home screen, a dashboard with the consolidation of the information present in the GBTP is displayed. As uploads are made by the issuers, the dashboard is updated automatically. The dashboard shows the Latin America view, highlighted on the navigable map to the right.

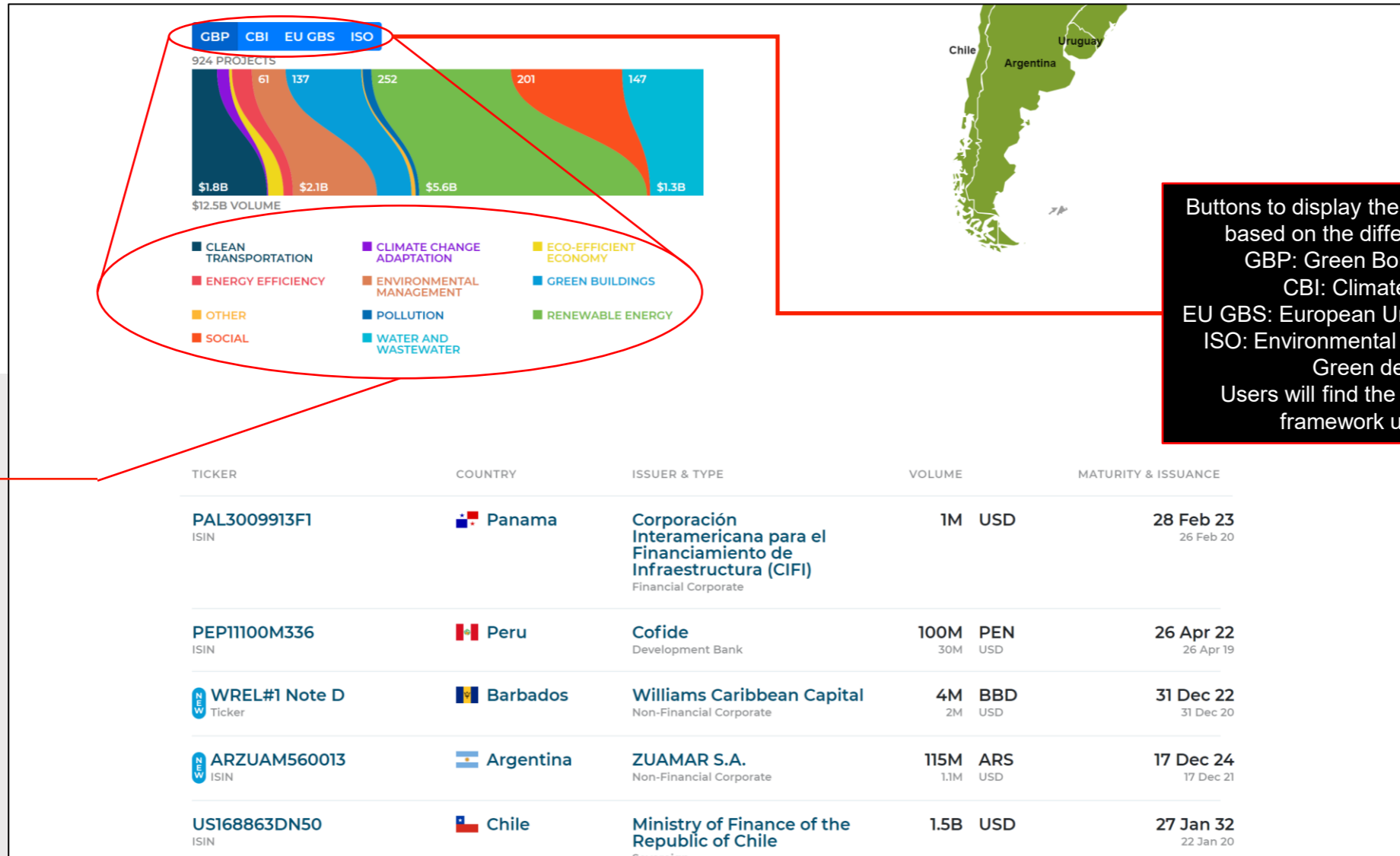


# 00

## 00. Home screen and dashboard

### Getting to know the platform

# Identifying the components of the front page



The chart shows the distribution of the disbursements amount to different project categories using different taxonomies, measuring by total volume and number of projects financed available in the platform

Buttons to display the project categories financed based on the different existing standards:  
 GBP: Green Bond Principles of ICMA  
 CBI: Climate Bond Standards  
 EU GBS: European Union Green Bond Standards  
 ISO: Environmental performance evaluation – Green debt instruments  
 Users will find the distribution based in the framework used by the issuer.

Action required: **browsing**

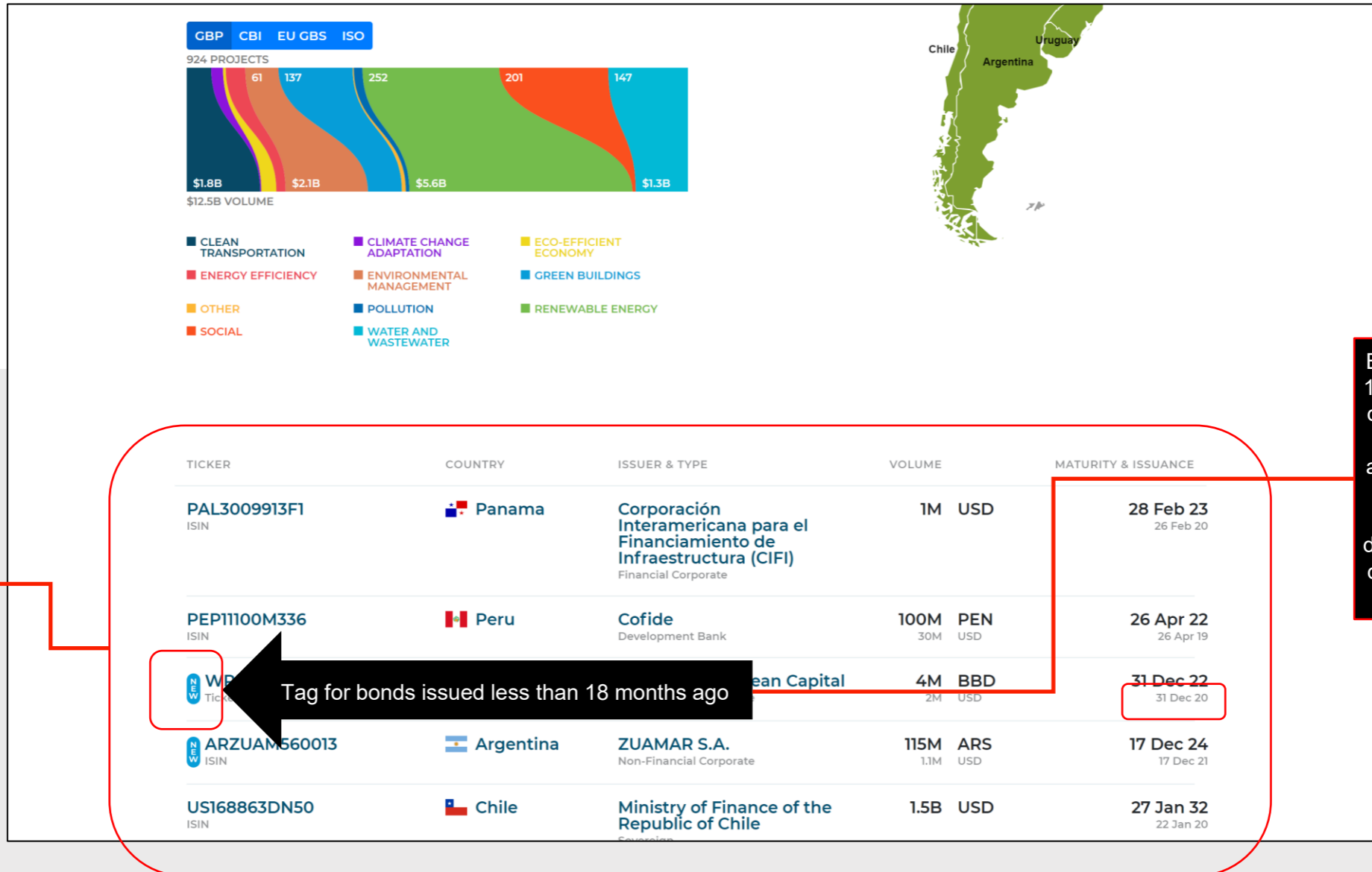
By clicking or moving the mouse on hover of the category, the number of project-by-project category and the volume in USD directed to this type of projects will be displayed. The chart is also updated automatically as new data is entered into the platform by issuers.

# 00

## 00. Home screen and dashboard

### Getting to know the platform

# Identifying the components of the front page



Extensive list of bonds published on the platform. A list with filters for finding more easily the bonds is presented ahead

Tag for bonds issued less than 18 months ago

Bonds issued less than 12-18 months ago often do not have allocations or impact report available. These bonds often report in the platform the general data and will update the date in the forthcoming months

Action required: **browsing**



This part of the home screen shows the list of the issuances that are on the platform. The platform is a voluntary environment where issuers can enter all publicly available information about their emissions free of charge. The platform does not insert emissions data, the commitment to transparency is of the issuer itself. If there are issues that are not published yet, please contact the issuer and the GBTP team for a recommendation: [support@greenbondtransparency.com](mailto:support@greenbondtransparency.com)

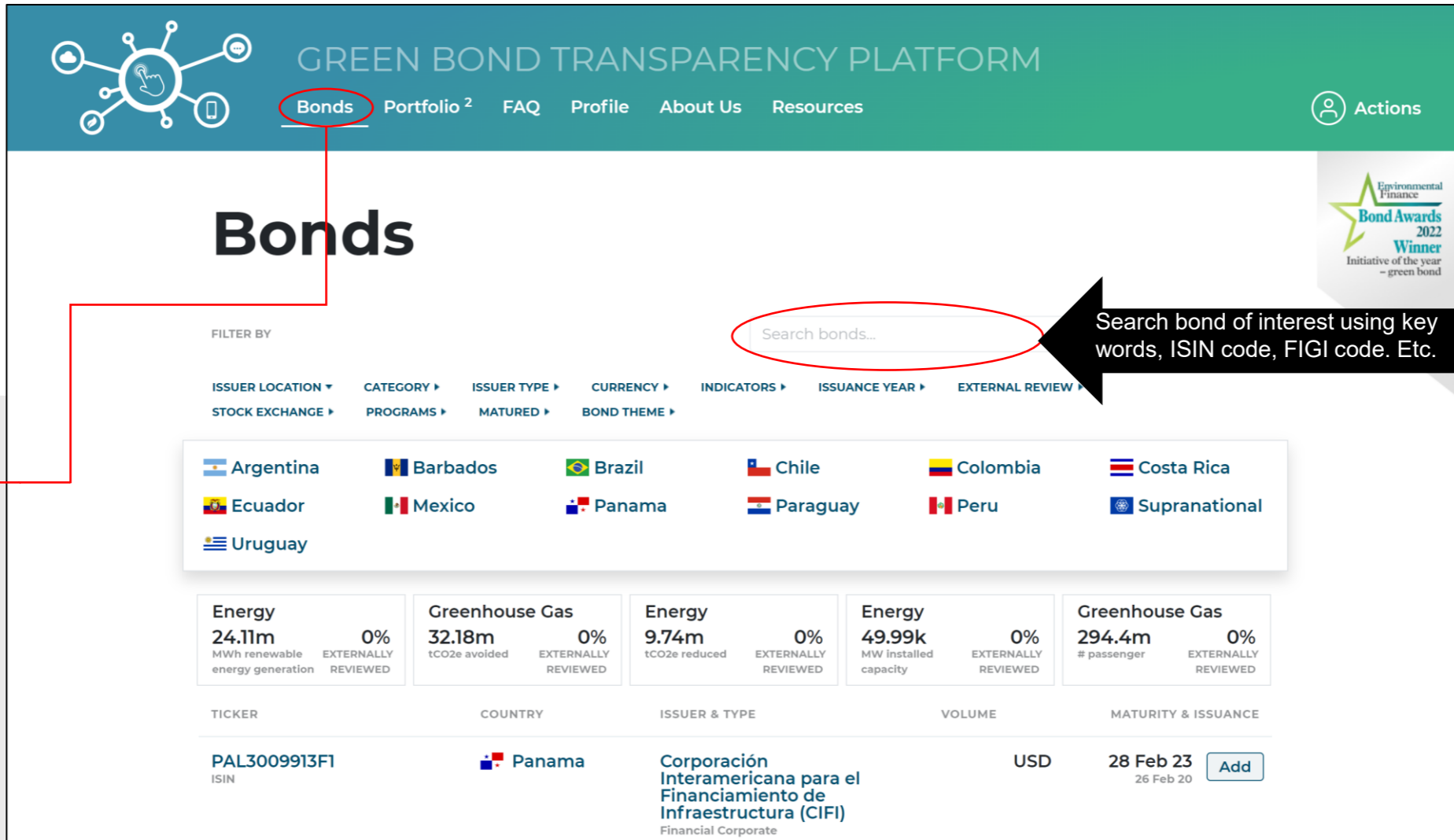


# 01

## 01. Bonds search and filters

Bonds on the platform

## Search bonds



The screenshot shows the 'GREEN BOND TRANSPARENCY PLATFORM' website. The 'Bonds' menu item is highlighted with a red circle. Below the navigation bar, the 'Bonds' section features a search bar with the placeholder text 'Search bonds...' and a callout box that reads 'Search bond of interest using key words, ISIN code, FIGI code. Etc.'. Below the search bar are various filter categories: ISSUER LOCATION, CATEGORY, ISSUER TYPE, CURRENCY, INDICATORS, ISSUANCE YEAR, EXTERNAL REVIEW, STOCK EXCHANGE, PROGRAMS, MATURED, and BOND THEME. A grid of country options is displayed, including Argentina, Barbados, Brazil, Chile, Colombia, Costa Rica, Ecuador, Mexico, Panama, Paraguay, Peru, and Supranational. Below the country grid are five performance metrics cards: Energy (24.11m MWh renewable energy generation, 0% EXTERNALLY REVIEWED), Greenhouse Gas (32.18m tCO2e avoided, 0% EXTERNALLY REVIEWED), Energy (9.74m tCO2e reduced, 0% EXTERNALLY REVIEWED), Energy (49.99k MW installed capacity, 0% EXTERNALLY REVIEWED), and Greenhouse Gas (294.4m # passenger, 0% EXTERNALLY REVIEWED). At the bottom, a table lists a bond with the following details:

TICKER	COUNTRY	ISSUER & TYPE	VOLUME	MATURITY & ISSUANCE
PAL3009913F1 ISIN	Panama	Corporación Interamericana para el Financiamiento de Infraestructura (CIFI) Financial Corporate	USD	28 Feb 23 26 Feb 20 <a href="#">Add</a>

This section shows all the bonds available in the platform listed below and contains the filters to find them based on specific characteristics

Search bond of interest using key words, ISIN code, FIGI code. Etc.

Action required: **Make a search**

Bond can be searched in this field by the name of the issues, the issuers or any key word. The GBTP will return all occurrences in the list below. The system's response may take a few seconds, as it scans the entire base and brings up the selected results.

# 01

## 01. Bonds search and filters

Bonds on the platform

## Getting to know the GBTP filters



The screenshot shows the 'GREEN BOND TRANSPARENCY PLATFORM' interface. At the top, there is a navigation bar with links for Bonds, Portfolio<sup>2</sup>, FAQ, Profile, About Us, and Resources. A search bar is located on the right side of the navigation bar. The main heading is 'Bonds'. Below the heading, there is a 'FILTER BY' section with a search bar and a list of filter categories: ISSUER LOCATION, CATEGORY, ISSUER TYPE, CURRENCY, INDICATORS, ISSUANCE YEAR, EXTERNAL REVIEW, STOCK EXCHANGE, PROGRAMS, MATURED, and BOND THEME. A red box highlights these filter categories, and an arrow points to them with the text 'Filter options'. Below the filters, there is a grid of country options: Argentina, Barbados, Brazil, Chile, Colombia, Costa Rica, Ecuador, Mexico, Panama, Paraguay, Peru, and Supranational. Below the country options, there are five performance metrics: Energy (24.11m MWh renewable energy generation, 0% EXTERNALLY REVIEWED), Greenhouse Gas (32.18m tCO2e avoided, 0% EXTERNALLY REVIEWED), Energy (9.74m tCO2e reduced, 0% EXTERNALLY REVIEWED), Energy (49.99k MW installed capacity, 0% EXTERNALLY REVIEWED), and Greenhouse Gas (294.4m # passenger, 0% EXTERNALLY REVIEWED). At the bottom, there is a table with columns: TICKER, COUNTRY, ISSUER & TYPE, VOLUME, and MATURITY & ISSUANCE. The table contains one row for a bond with ticker PAL3009913F1, country Panama, issuer Corporación Interamericana para el Financiamiento de Infraestructura (CIFI), volume USD, and maturity 28 Feb 23 (issued 26 Feb 20). An 'Add' button is next to the maturity date.

Action required: know the filters

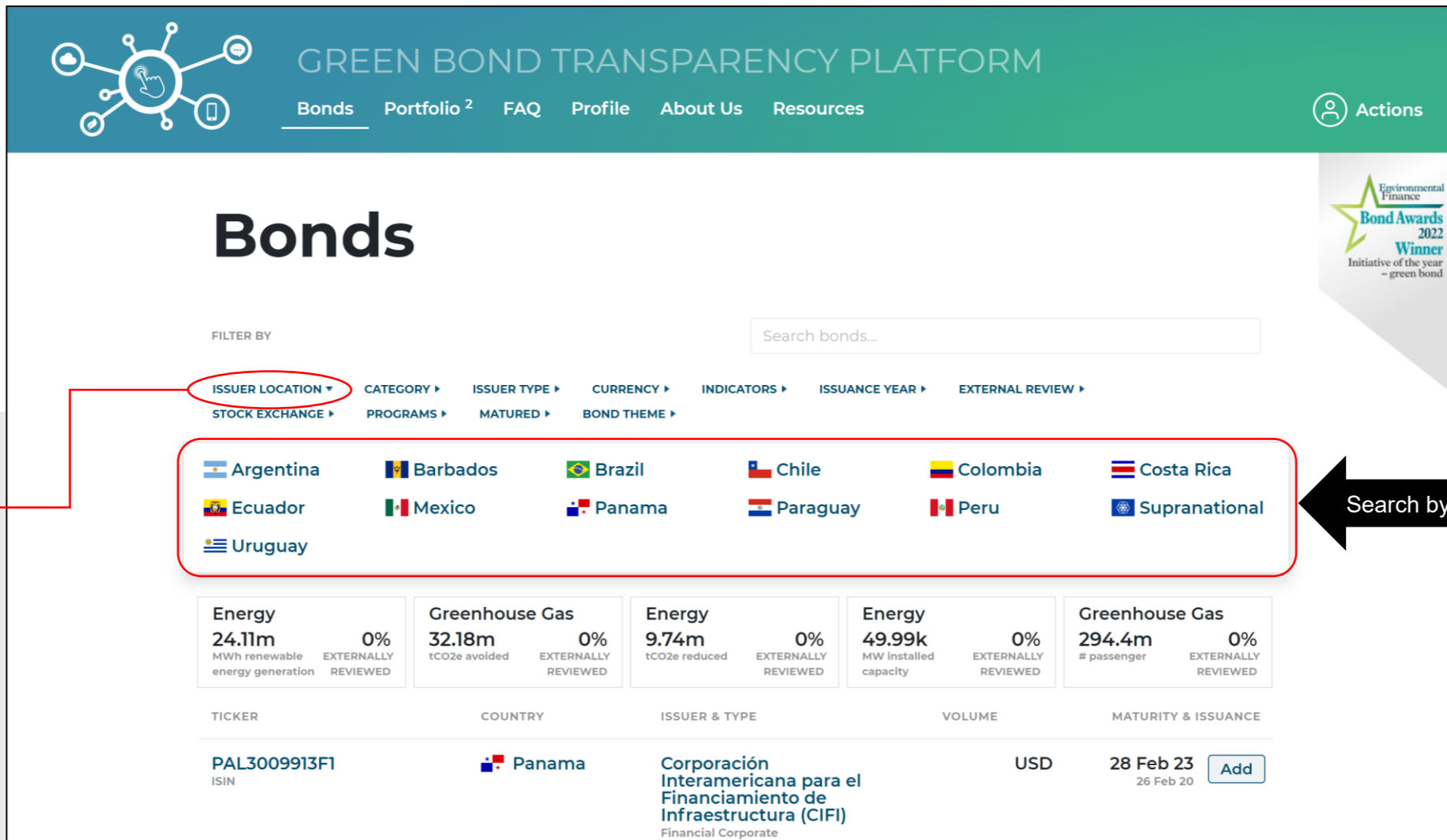
You can use the available filters for your search. The platform is organized to allow a fast and consistent search, with an unbeatable amount of information. Browse with the filters according to specific interest. Add more than two filters to see bonds with specific characteristics. Click the filters to add them and click over the options selected to remove them.

# 01

## 01. Bonds search and filters

Bonds on the platform

## Using the filters



The screenshot shows the 'Bonds' page on the Green Bond Transparency Platform. The header includes navigation links: Bonds, Portfolio<sup>2</sup>, FAQ, Profile, About Us, Resources, and Actions. A search bar is located at the top right. Below the header, the 'Bonds' section features a 'FILTER BY' menu with options: ISSUER LOCATION, STOCK EXCHANGE, CATEGORY, PROGRAMS, ISSUER TYPE, MATURED, CURRENCY, BOND THEME, INDICATORS, ISSUANCE YEAR, and EXTERNAL REVIEW. A red box highlights the 'ISSUER LOCATION' filter, which lists countries: Argentina, Barbados, Brazil, Chile, Colombia, Costa Rica, Ecuador, Mexico, Panama, Paraguay, Peru, and Uruguay. A black arrow points to this list with the text 'Search by country'. Below the filters, there are five performance metrics cards: Energy (24.11m MWh renewable energy generation, 0% EXTERNALLY REVIEWED), Greenhouse Gas (32.18m tCO2e avoided, 0% EXTERNALLY REVIEWED), Energy (9.74m tCO2e reduced, 0% EXTERNALLY REVIEWED), Energy (49.99k MW installed capacity, 0% EXTERNALLY REVIEWED), and Greenhouse Gas (294.4m # passenger, 0% EXTERNALLY REVIEWED). At the bottom, a table lists a bond with the following details:

TICKER	COUNTRY	ISSUER & TYPE	VOLUME	MATURITY & ISSUANCE
PAL3009913F1 ISIN	Panama	Corporación Interamericana para el Financiamiento de Infraestructura (CIFI) Financial Corporate	USD	28 Feb 23 26 Feb 20 <a href="#">Add</a>

Country of jurisdiction of the reporting issuer

Search by country

Action required: know the filters

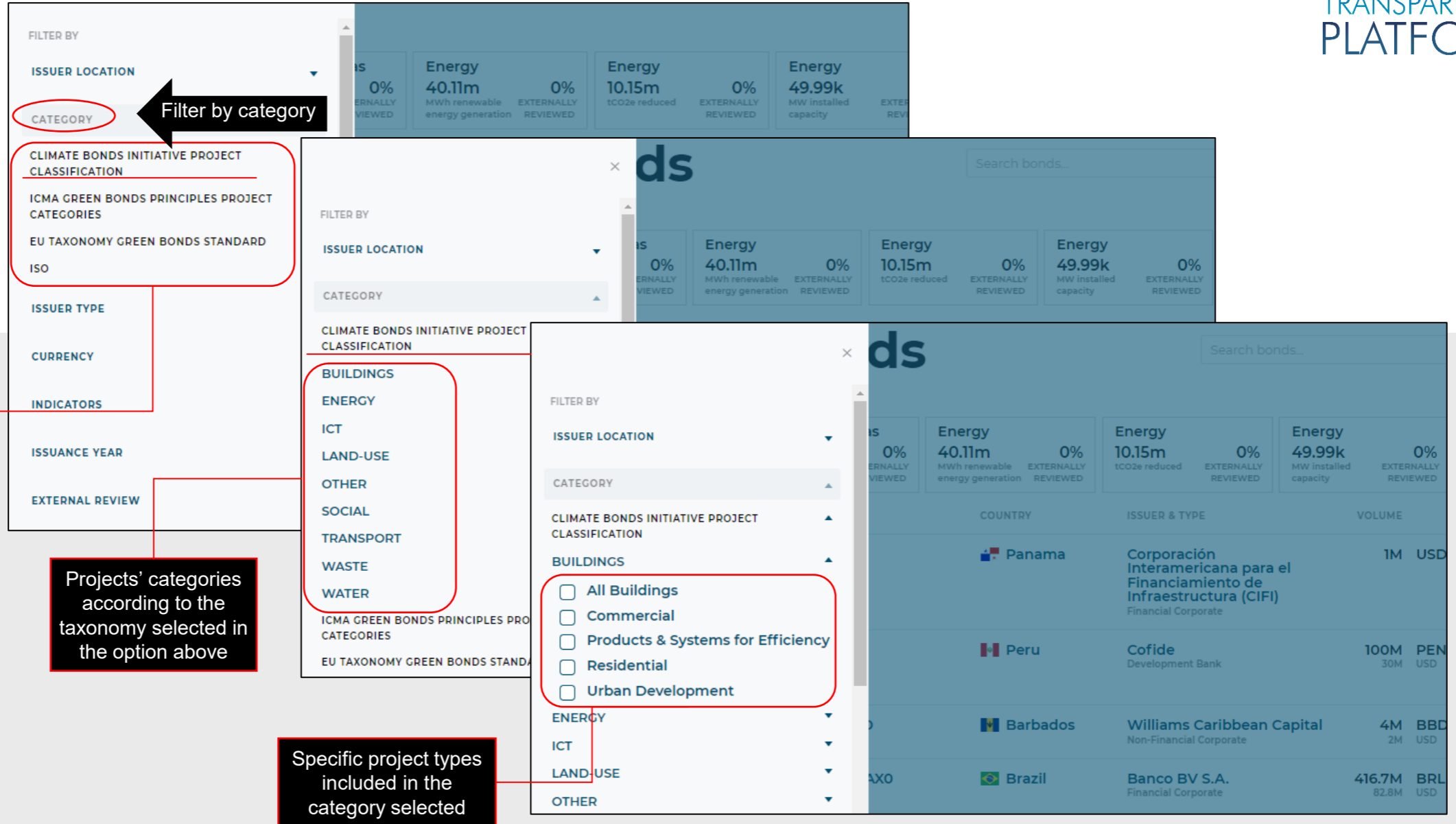
Issues can be searched by country. These are the countries that are currently present in the platform, which has coverage for all Latin America and the Caribbean. Add more than two filters to see bonds with specific characteristics. Click the filters to add them and click over the options selected to remove them.

# 01

## 01. Bonds search and filters

### Bonds on the platform

## Using the filters



The screenshot shows the platform's filter interface. The 'FILTER BY' section includes 'ISSUER LOCATION', 'CATEGORY', 'CLIMATE BONDS INITIATIVE PROJECT CLASSIFICATION', 'ICMA GREEN BONDS PRINCIPLES PROJECT CATEGORIES', 'EU TAXONOMY GREEN BONDS STANDARD', 'ISO', 'ISSUER TYPE', 'CURRENCY', 'INDICATORS', 'ISSUANCE YEAR', and 'EXTERNAL REVIEW'. The 'CATEGORY' filter is expanded to show 'BUILDINGS', 'ENERGY', 'ICT', 'LAND-USE', 'OTHER', 'SOCIAL', 'TRANSPORT', 'WASTE', and 'WATER'. The 'BUILDINGS' category is further expanded to show 'All Buildings', 'Commercial', 'Products & Systems for Efficiency', 'Residential', and 'Urban Development'. The bond list below shows results for Panama, Peru, Barbados, and Brazil.

COUNTRY	ISSUER & TYPE	VOLUME
Panama	Corporación Interamericana para el Financiamiento de Infraestructura (CIFI) Financial Corporate	1M USD
Peru	Cofide Development Bank	100M PEN 30M USD
Barbados	Williams Caribbean Capital Non-Financial Corporate	4M BBD 2M USD
Brazil	Banco BV S.A. Financial Corporate	416.7M BRL 82.8M USD

Taxonomies available in the platform

Projects' categories according to the taxonomy selected in the option above

Specific project types included in the category selected

Action required: know the filters

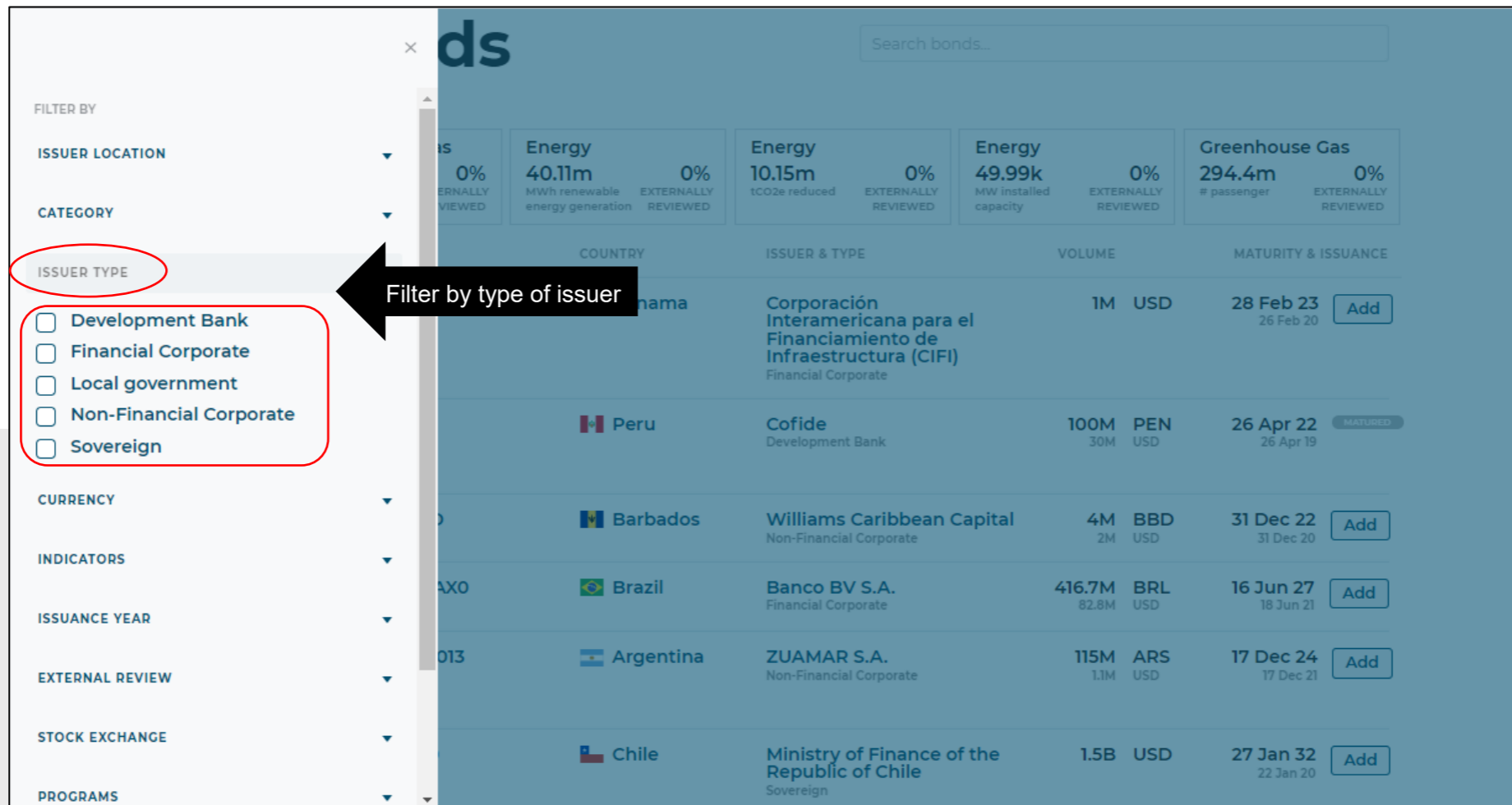
Issues can be filtered by the type of project financed with the bond's proceeds, using the existing taxonomies and standards available in the platform. Click on the taxonomy of interest, then the project category, and finally the specific project type to view the filters. Add more than two filters to see bonds with specific characteristics. Click the filters to add them and click over the options selected to remove them.

# 01

## 01. Bonds search and filters

Bonds on the platform

## Filter by issuer type



The screenshot shows the platform's search interface. On the left, a 'FILTER BY' sidebar lists various categories: ISSUER LOCATION, CATEGORY, ISSUER TYPE, CURRENCY, INDICATORS, ISSUANCE YEAR, EXTERNAL REVIEW, STOCK EXCHANGE, and PROGRAMS. The 'ISSUER TYPE' filter is selected and expanded, showing five options: Development Bank, Financial Corporate, Local government, Non-Financial Corporate, and Sovereign. A red box highlights these options, and an arrow points to them with the text 'Filter by type of issuer'. The main area displays a table of bonds with columns for COUNTRY, ISSUER & TYPE, VOLUME, and MATURITY & ISSUANCE. The table lists several bonds from different countries, including Panama, Peru, Barbados, Brazil, Argentina, and Chile.

COUNTRY	ISSUER & TYPE	VOLUME	MATURITY & ISSUANCE
Panama	Corporación Interamericana para el Financiamiento de Infraestructura (CIFI) Financial Corporate	1M USD	28 Feb 23 26 Feb 20
Peru	Cofide Development Bank	100M PEN 30M USD	26 Apr 22 26 Apr 19
Barbados	Williams Caribbean Capital Non-Financial Corporate	4M BBD 2M USD	31 Dec 22 31 Dec 20
Brazil	Banco BV S.A. Financial Corporate	416.7M BRL 82.8M USD	16 Jun 27 18 Jun 21
Argentina	ZUAMAR S.A. Non-Financial Corporate	115M ARS 1.1M USD	17 Dec 24 17 Dec 21
Chile	Ministry of Finance of the Republic of Chile Sovereign	1.5B USD	27 Jan 32 22 Jan 20

Action required: know the filters



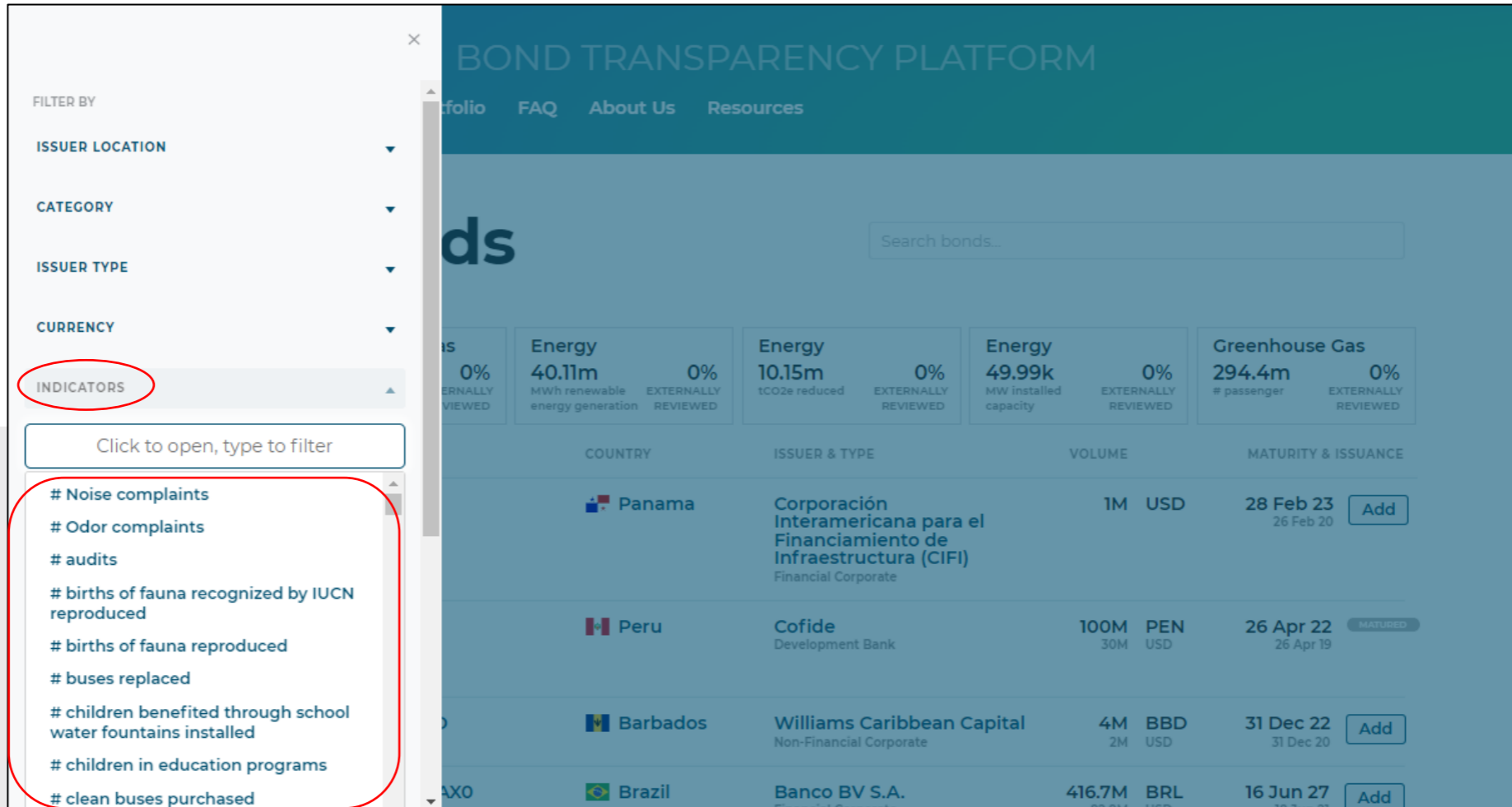
Add more than two filters to see bonds with specific characteristics. Click the filters to add them and click over the options selected to remove them.

# 01

## 01. Bonds search and filters

Bonds on the platform

## Filter by indicators



The screenshot shows the 'BOND TRANSPARENCY PLATFORM' interface. A filter menu is open on the left, listing various filter categories: FILTER BY, ISSUER LOCATION, CATEGORY, ISSUER TYPE, CURRENCY, and INDICATORS. The 'INDICATORS' category is selected and expanded, showing a list of 10 registered impact indicators. The main content area displays a table of bonds with columns for Country, Issuer & Type, Volume, and Maturity & Issuance. Above the table, there are summary cards for Energy and Greenhouse Gas metrics.

COUNTRY	ISSUER & TYPE	VOLUME	MATURITY & ISSUANCE
Panama	Corporación Interamericana para el Financiamiento de Infraestructura (CIFI) Financial Corporate	1M USD	28 Feb 23 26 Feb 20
Peru	Cofide Development Bank	100M PEN 30M USD	26 Apr 22 26 Apr 19
Barbados	Williams Caribbean Capital Non-Financial Corporate	4M BBD 2M USD	31 Dec 22 31 Dec 20
Brazil	Banco BV S.A.	416.7M BRL	16 Jun 27

Action required: **know the filters**

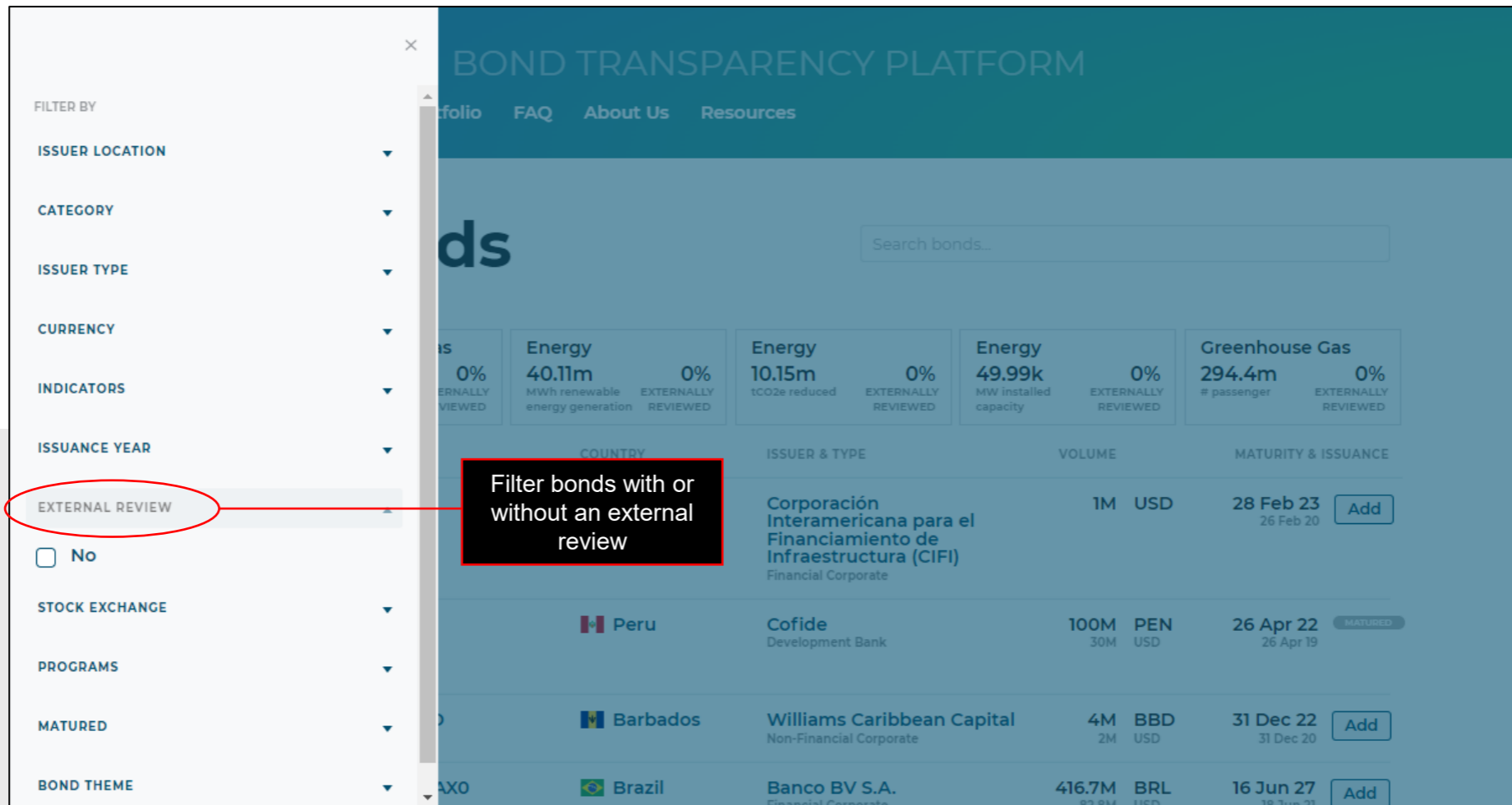
When clicking the indicated text, a list with all registered impact indicators will be displayed. Scroll to select the indicators of interest. Add more than two filters to see bonds with specific characteristics. Click the filters to add them and click over the options selected to remove them.

# 01

## 01. Bonds search and filters

Bonds on the platform

## Filter by verified bonds



The screenshot shows the 'BOND TRANSPARENCY PLATFORM' interface. A filter menu is open on the left, listing various filter categories. The 'EXTERNAL REVIEW' filter is highlighted with a red circle, and a callout box points to it with the text 'Filter bonds with or without an external review'. The main content area displays a table of bonds with columns for Country, Issuer & Type, Volume, and Maturity & Issuance. The table includes entries for Peru, Barbados, and Brazil.

COUNTRY	ISSUER & TYPE	VOLUME	MATURITY & ISSUANCE
	Corporación Interamericana para el Financiamiento de Infraestructura (CIFI) Financial Corporate	1M USD	28 Feb 23 26 Feb 20 Add
Peru	Cofide Development Bank	100M PEN 30M USD	26 Apr 22 26 Apr 19 MATURED
Barbados	Williams Caribbean Capital Non-Financial Corporate	4M BBD 2M USD	31 Dec 22 31 Dec 20 Add
Brazil	Banco BV S.A. Financial Corporate	416.7M BRL 82.8M USD	16 Jun 27 18 Jun 21 Add

Action required: know the filters

Search bonds with an external review verified through a second party opinion, rating or certification. This filter allows to find all bonds with any kind of verification at any stage (pre-, post-issuance, final report)

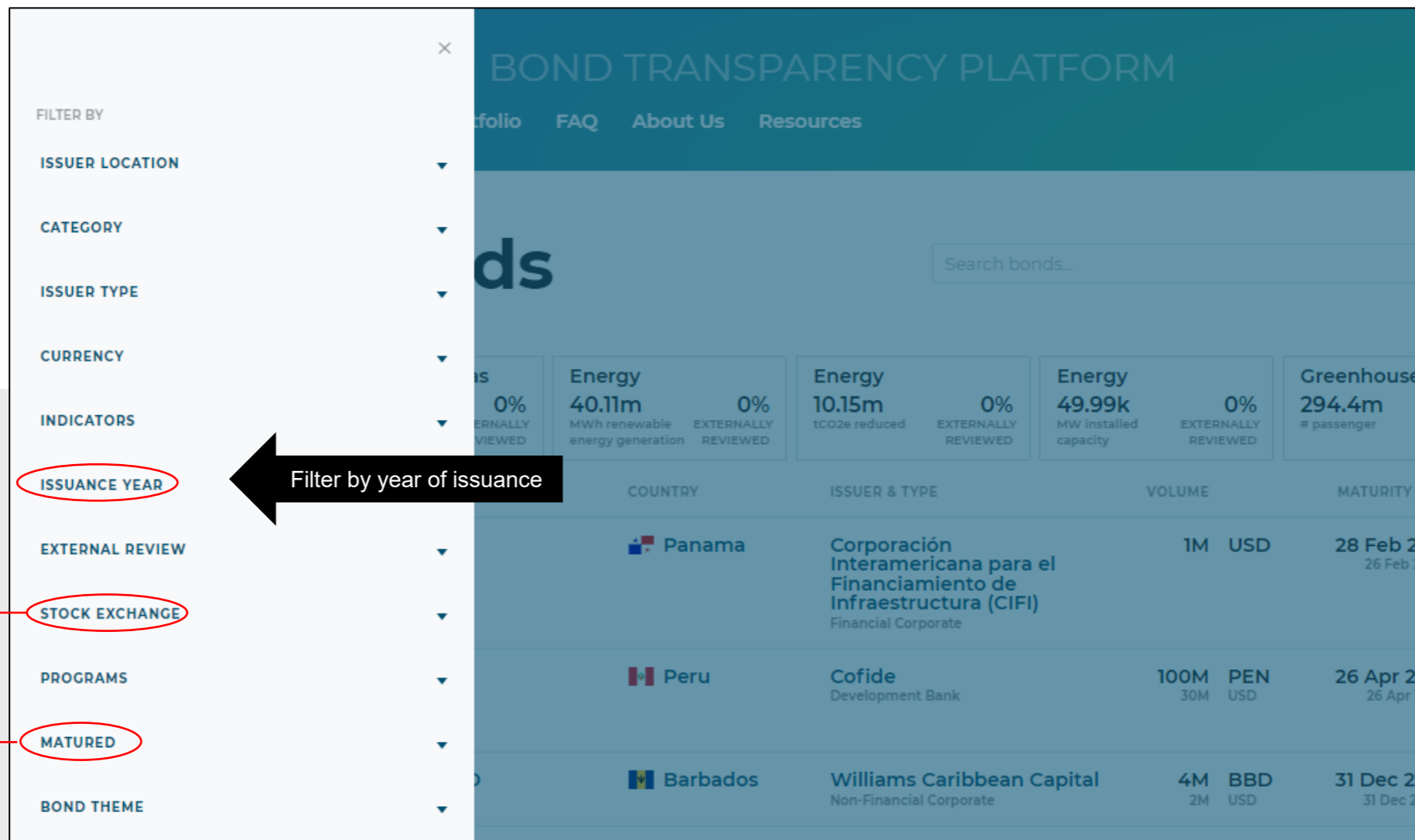
Add more than two filters to see bonds with specific characteristics. Click the filters to add them and click over the options selected to remove them.

# 01

## 01. Bonds search and filters

Bonds on the platform

## Using the filters



The screenshot shows the 'BOND TRANSPARENCY PLATFORM' interface. A filter menu is open on the left, listing various filter categories. The main content area displays a table of bonds with columns for Country, Issuer & Type, Volume, and Maturity & Date. The filter menu includes the following options:

- FILTER BY
- ISSUER LOCATION
- CATEGORY
- ISSUER TYPE
- CURRENCY
- INDICATORS
- ISSUANCE YEAR** (circled in red)
- EXTERNAL REVIEW
- STOCK EXCHANGE** (circled in red)
- PROGRAMS
- MATURED** (circled in red)
- BOND THEME

An arrow points from the 'ISSUANCE YEAR' filter to the text 'Filter by year of issuance'. The table below shows the following data:

COUNTRY	ISSUER & TYPE	VOLUME	MATURITY & DATE
Panama	Corporación Interamericana para el Financiamiento de Infraestructura (CIFI) Financial Corporate	1M USD	28 Feb 23 26 Feb 20
Peru	Cofide Development Bank	100M PEN 30M USD	26 Apr 22 26 Apr 19
Barbados	Williams Caribbean Capital Non-Financial Corporate	4M BBD 2M USD	31 Dec 22 31 Dec 20

Filter bonds by the stock exchange where the bond was listed, if applicable

Only matured bonds

Action required: know the filters



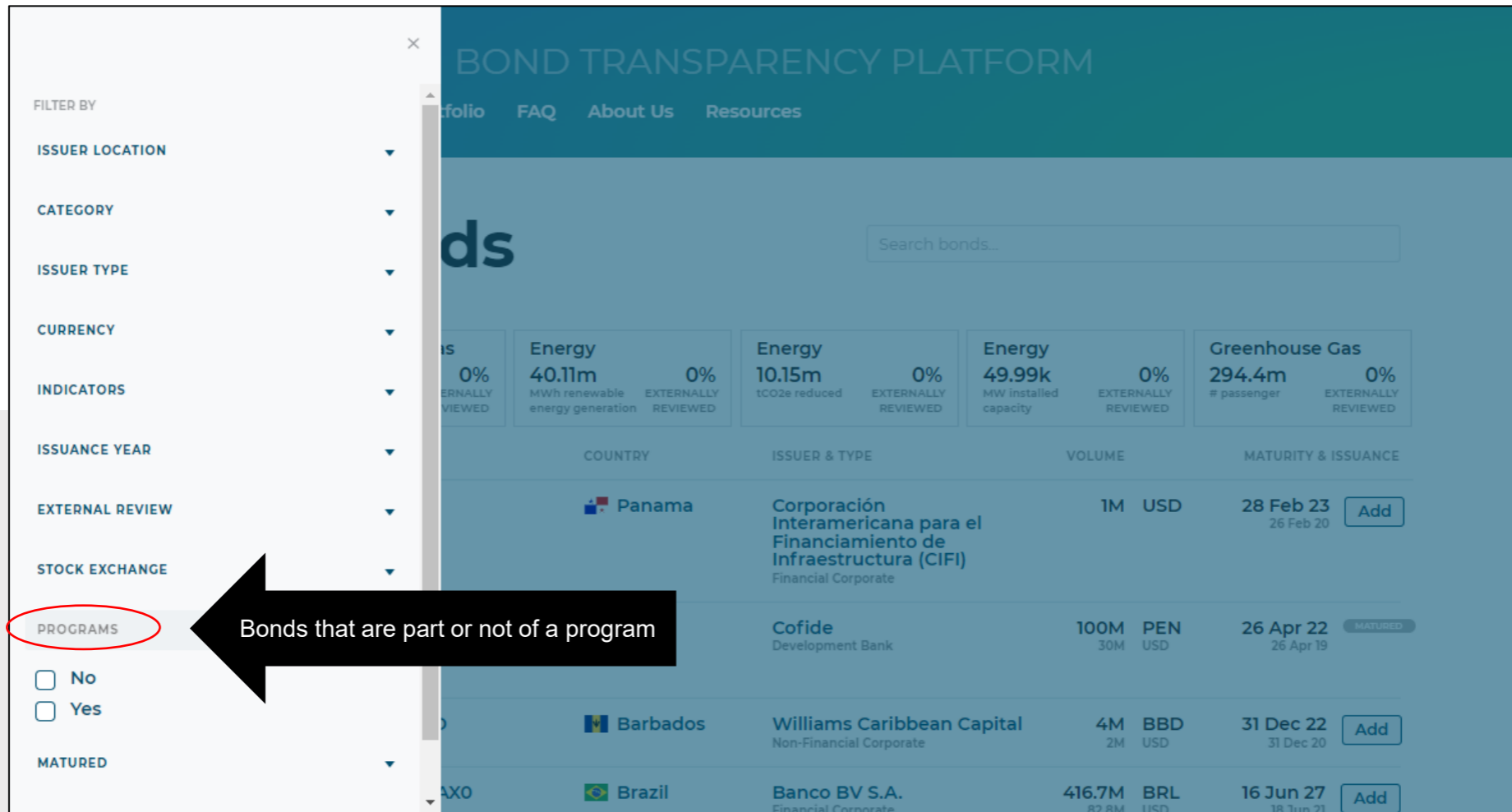
Add more than two filters to see bonds with specific characteristics. Click the filters to add them and click over the options selected to remove them.

# 01

## 01. Bonds search and filters

Bonds on the platform

## Filter by reporting structure



The screenshot shows the 'BOND TRANSPARENCY PLATFORM' interface. A filter menu is open on the left, listing various filter categories: FILTER BY, ISSUER LOCATION, CATEGORY, ISSUER TYPE, CURRENCY, INDICATORS, ISSUANCE YEAR, EXTERNAL REVIEW, STOCK EXCHANGE, PROGRAMS, and MATURED. The 'PROGRAMS' filter is highlighted with a red circle, and a black arrow points to it with the text 'Bonds that are part or not of a program'. Below the filter menu, there are two radio button options: 'No' and 'Yes'. The main content area displays a table of bonds with columns for Country, Issuer & Type, Volume, and Maturity & Issuance. The table includes entries for Panama, Barbados, and Brazil.

COUNTRY	ISSUER & TYPE	VOLUME	MATURITY & ISSUANCE
Panama	Corporación Interamericana para el Financiamiento de Infraestructura (CIFI) Financial Corporate	1M USD	28 Feb 23 26 Feb 20
	Cofide Development Bank	100M PEN 30M USD	26 Apr 22 26 Apr 19
Barbados	Williams Caribbean Capital Non-Financial Corporate	4M BBD 2M USD	31 Dec 22 31 Dec 20
Brazil	Banco BV S.A. Financial Corporate	416.7M BRL 82.8M USD	16 Jun 27 18 Jun 21

Action required: know the filters

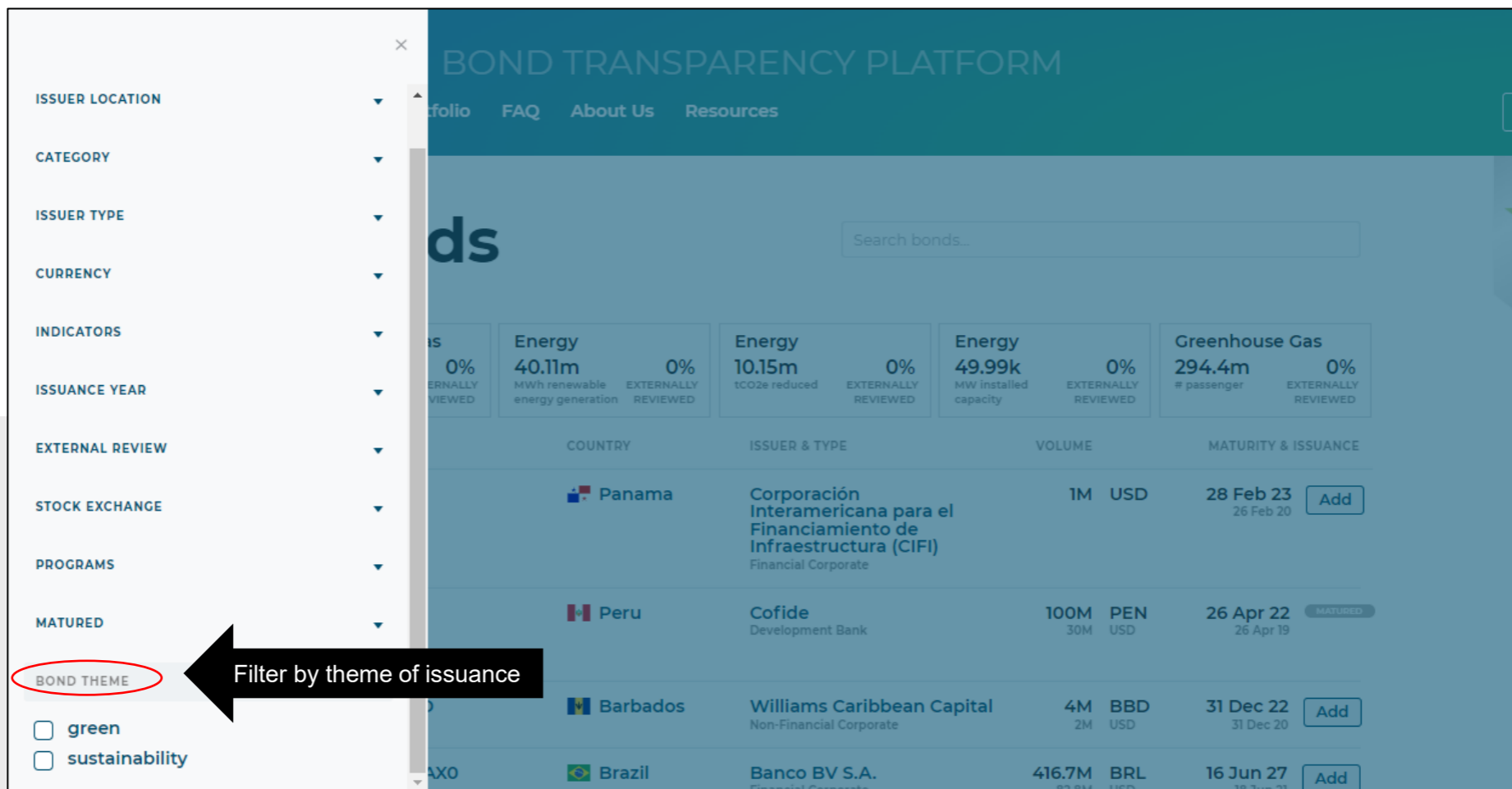
A **bond program** is a structure when multiple bonds are used by issuers as funding sources for a group of projects. These bonds may have different parameters (such as the volume, tranches, markets...) yet their proceeds are accumulated in one "pot" or fund which is then used to finance projects. Add more than two filters to see bonds with specific characteristics. Click the filters to add them and click over the options selected to remove them.

# 01

## 01. Bonds search and filters

Bonds on the platform

## Filter by bond theme



The screenshot shows the 'BOND TRANSPARENCY PLATFORM' interface. On the left, a filter sidebar is open, listing various filter categories: ISSUER LOCATION, CATEGORY, ISSUER TYPE, CURRENCY, INDICATORS, ISSUANCE YEAR, EXTERNAL REVIEW, STOCK EXCHANGE, PROGRAMS, MATURED, and BOND THEME. The 'BOND THEME' filter is circled in red, and a black arrow points to it with the text 'Filter by theme of issuance'. Below this filter, there are two options: 'green' and 'sustainability', both with unchecked checkboxes. The main content area displays a table of bonds with columns for Country, Issuer & Type, Volume, and Maturity & Issuance. The table includes entries for Panama, Peru, Barbados, and Brazil. Above the table, there are four summary cards for Energy and Greenhouse Gas metrics, each showing a value and a '0% EXTERNALLY REVIEWED' status.

COUNTRY	ISSUER & TYPE	VOLUME	MATURITY & ISSUANCE
Panama	Corporación Interamericana para el Financiamiento de Infraestructura (CIFI) Financial Corporate	1M USD	28 Feb 23 26 Feb 20
Peru	Cofide Development Bank	100M PEN 30M USD	26 Apr 22 26 Apr 19
Barbados	Williams Caribbean Capital Non-Financial Corporate	4M BBD 2M USD	31 Dec 22 31 Dec 20
Brazil	Banco BV S.A. Financial Corporate	416.7M BRL 82.8M USD	16 Jun 27 18 Jun 21

Action required: know the filters



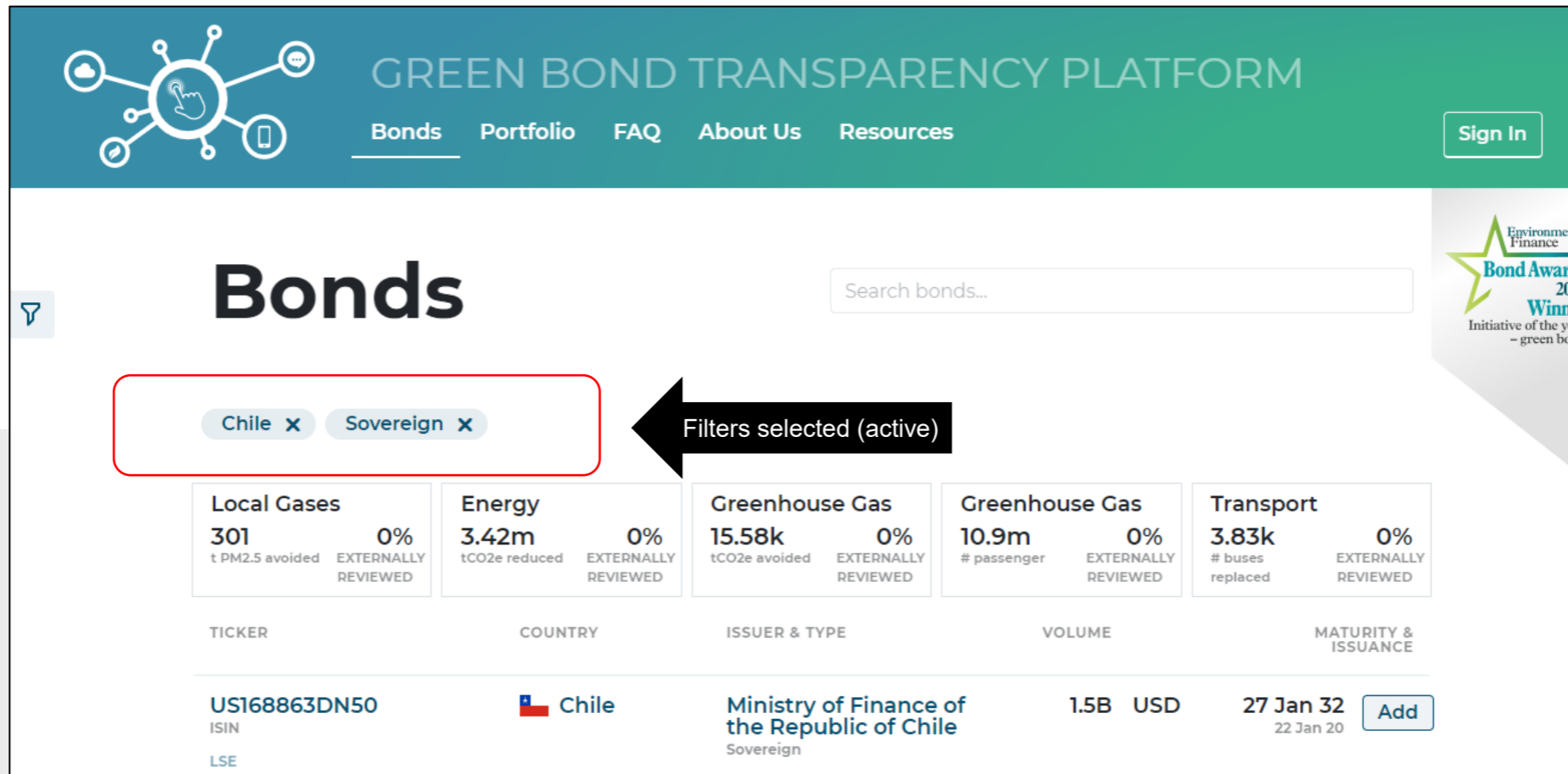
Add more than two filters to see bonds with specific characteristics. Click the filters to add them and click over the options selected to remove them.

# 01

01. Bonds search and filters

Bonds on the platform

## Active filters



The screenshot shows the 'Bonds' page on the Green Bond Transparency Platform. At the top, there is a navigation bar with 'Bonds', 'Portfolio', 'FAQ', 'About Us', and 'Resources'. A search bar is located on the right. Below the navigation bar, the 'Bonds' section features a search bar and a filter bar. The filter bar shows two active filters: 'Chile' and 'Sovereign', both with an 'x' icon to remove them. A black arrow points to these filters with the text 'Filters selected (active)'. Below the filters, there are five summary cards for different categories: Local Gases (301 t PM2.5 avoided, 0% EXTERNALLY REVIEWED), Energy (3.42m tCO2e reduced, 0% EXTERNALLY REVIEWED), Greenhouse Gas (15.58k tCO2e avoided, 0% EXTERNALLY REVIEWED), Greenhouse Gas (10.9m # passenger, 0% EXTERNALLY REVIEWED), and Transport (3.83k # buses replaced, 0% EXTERNALLY REVIEWED). Below these cards is a table of bond listings with columns for TICKER, COUNTRY, ISSUER & TYPE, VOLUME, and MATURITY & ISSUANCE. The first row shows a bond with ticker US168863DN50, country Chile, issuer Ministry of Finance of the Republic of Chile, volume 1.5B USD, and maturity 27 Jan 32. There is an 'Add' button next to the maturity date.

Action required: see the active filters



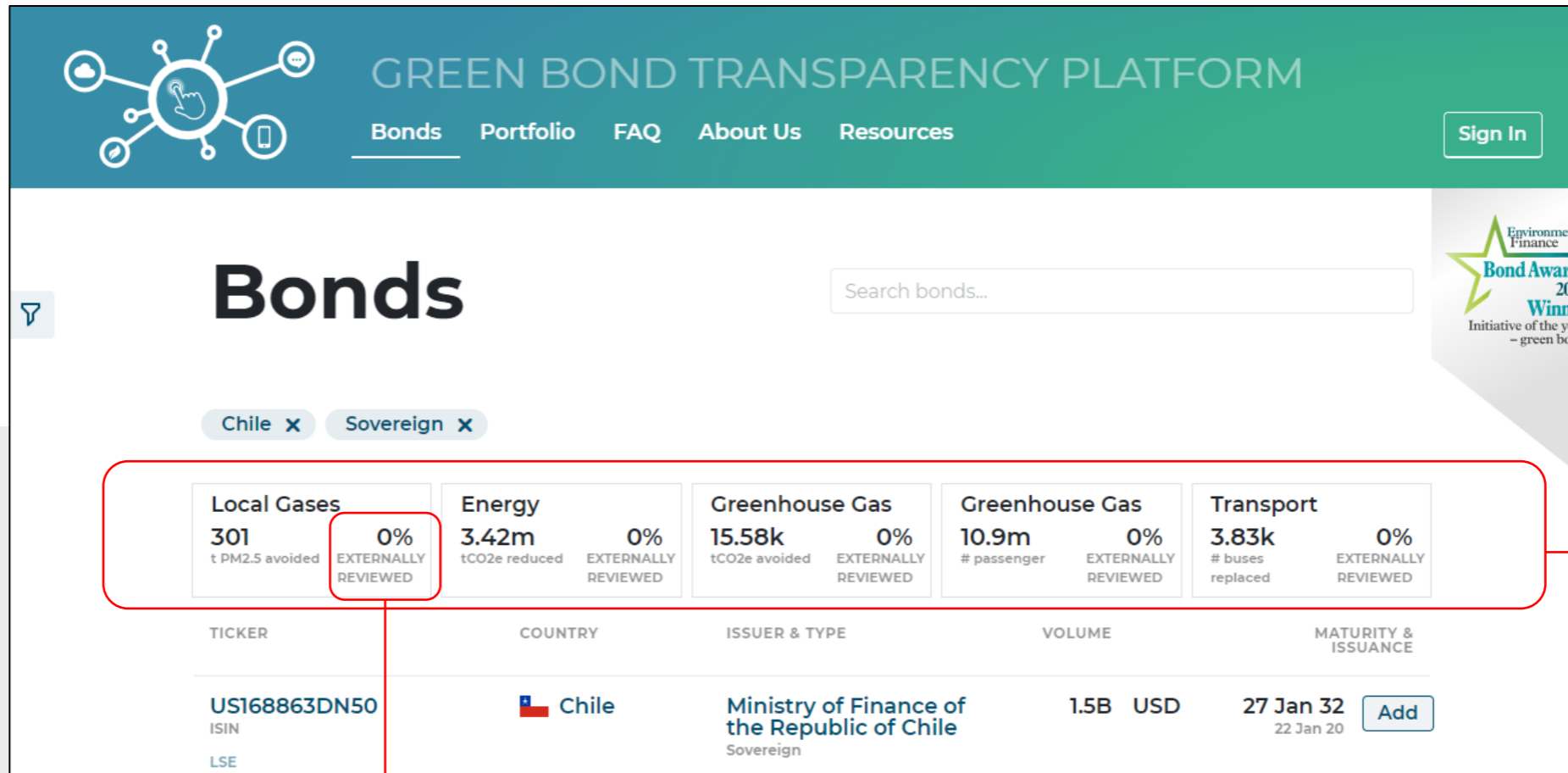
The filters selected will appear above the listed bonds. Add more than two filters to see bonds with specific characteristics. Click the filters to add them and click over the options selected to remove them.

# 01

01. Bonds search and filters

Bonds on the platform

## Results of the applied filters



GREEN BOND TRANSPARENCY PLATFORM

Bonds Portfolio FAQ About Us Resources Sign In

### Bonds

Search bonds...

Chile x Sovereign x

Local Gases	Energy	Greenhouse Gas	Greenhouse Gas	Transport
301 t PM2.5 avoided	3.42m tCO2e reduced	15.58k tCO2e avoided	10.9m # passenger	3.83k # buses replaced
0% EXTERNALLY REVIEWED	0% EXTERNALLY REVIEWED	0% EXTERNALLY REVIEWED	0% EXTERNALLY REVIEWED	0% EXTERNALLY REVIEWED

TICKER	COUNTRY	ISSUER & TYPE	VOLUME	MATURITY & ISSUANCE
US168863DN50 ISIN LSE	Chile	Ministry of Finance of the Republic of Chile Sovereign	1.5B USD	27 Jan 32 22 Jan 20

Most used KPIs and aggregated results

Percentage of the KPI verified by an external party

Action required: Summarize data based on filters applied

Under the filters the most used KPIs corresponding to the filters selected and the aggregated results are displayed. Add more than two filters to see bonds with specific characteristics. Click the filters to add them and click over the options selected to remove them.

# 02

## 02. Exploring the Bonds

Inside of a Bond

Go into details!



The screenshot shows the Green Bond Transparency Platform interface. At the top, there is a navigation bar with links for Bonds, Portfolio, FAQ, About Us, and Resources, along with a Sign In button. Below the navigation bar, the main heading is "Bonds". To the right of the heading is a search bar with the placeholder text "Search bonds..." and a "Search here" button. Below the search bar, there are five summary cards for different bond categories: Greenhouse Gas (41.14m tCO2e avoided, 0% EXTERNALLY REVIEWED), Energy (40.11m MWh renewable energy generation, 0% EXTERNALLY REVIEWED), Energy (10.15m tCO2e reduced, 0% EXTERNALLY REVIEWED), Energy (49.99k MW installed capacity, 0% EXTERNALLY REVIEWED), and Greenhouse Gas (294.4m # passenger, 0% EXTERNALLY REVIEWED). Below these cards is a table of bonds with the following columns: TICKER, COUNTRY, ISSUER & TYPE, VOLUME, and MATURITY & ISSUANCE. The table contains two rows of data, both for Klabin S.A. (Non-Financial Corporate) in Brazil. The first row has a ticker of USL5828LAB55, a volume of 500M USD, and a maturity of 19 Sep 27. The second row has a ticker of USA35155AB50, a volume of 700M USD, and a maturity of 03 Apr 49. A red circle highlights the search bar and the table. A black arrow points to the search bar with the text "Search here". Another black arrow points to the "Add" button in the first row of the table with the text "Click on one of the occurrences".

TICKER	COUNTRY	ISSUER & TYPE	VOLUME	MATURITY & ISSUANCE
USL5828LAB55 ISIN	Brazil	Klabin S.A. Non-Financial Corporate	500M USD	19 Sep 27 19 Sep 17
USA35155AB50 ISIN	Brazil	Klabin S.A. Non-Financial Corporate	700M USD	03 Apr 49 03 Apr 19

Action required: opening a specific Bond

Now let's get down to the details of a Bond. To begin, enter the name of the issuer or bond of interest. Wait for it to load at the bottom, it may take a few seconds. The search can be done by words or numbers, such as the ISIN code. When the results appear, click on the Bond.



# 02

## 02. Exploring the Bonds

### Inside of a Bond

## Issuer profile



The screenshot shows the 'Issuer profile' page for Klabin S.A. on the Green Bond Transparency Platform. The page features a navigation bar with links for Bonds, Portfolio, FAQ, Profile, About Us, Resources, and Actions. The main content area includes a map of South America with Brazil highlighted in red, indicating the issuer's jurisdiction. A table below the map lists two bonds issued by Klabin S.A. in Brazil. The table has columns for Ticker, Country, Issuer & Type, Volume, and Maturity & Issuance. A red oval highlights the two bond entries, and an arrow points to them with the text 'Pick one'. Below the table are buttons for 'Download xls' and 'Download pdf'. The footer contains the IDB logo, address, and contact information.

TICKER	COUNTRY	ISSUER & TYPE	VOLUME	MATURITY & ISSUANCE
USA35155AB50 ISIN	Brazil	Klabin S.A. Non-Financial Corporate	700M USD	03 Apr 49 03 Apr 19
USL5828LAB55 ISIN	Brazil	Klabin S.A. Non-Financial Corporate	500M USD	19 Sep 27 19 Sep 17

The total USD volume issued by this particular issuer through the total number of bonds issued and published

The issuer name and type of organization

Action required: search for a issuer

\$ 1.2B Issuance

Klabin S.A.  
Non-Financial Corporate

2 Published bonds

0 Externally reviewed bonds

The total of bonds of one issuer with an external review

This map shows the location of the projects financed by the issuer

Pick one



In this view we get a description of the issuer and its profile. In the example, we searched for the term Klabin and got the two published bonds as a result. By clicking on one of them, we get the details of the specific bond. This page shows a consolidation in a specific dashboard of the searched issuer.

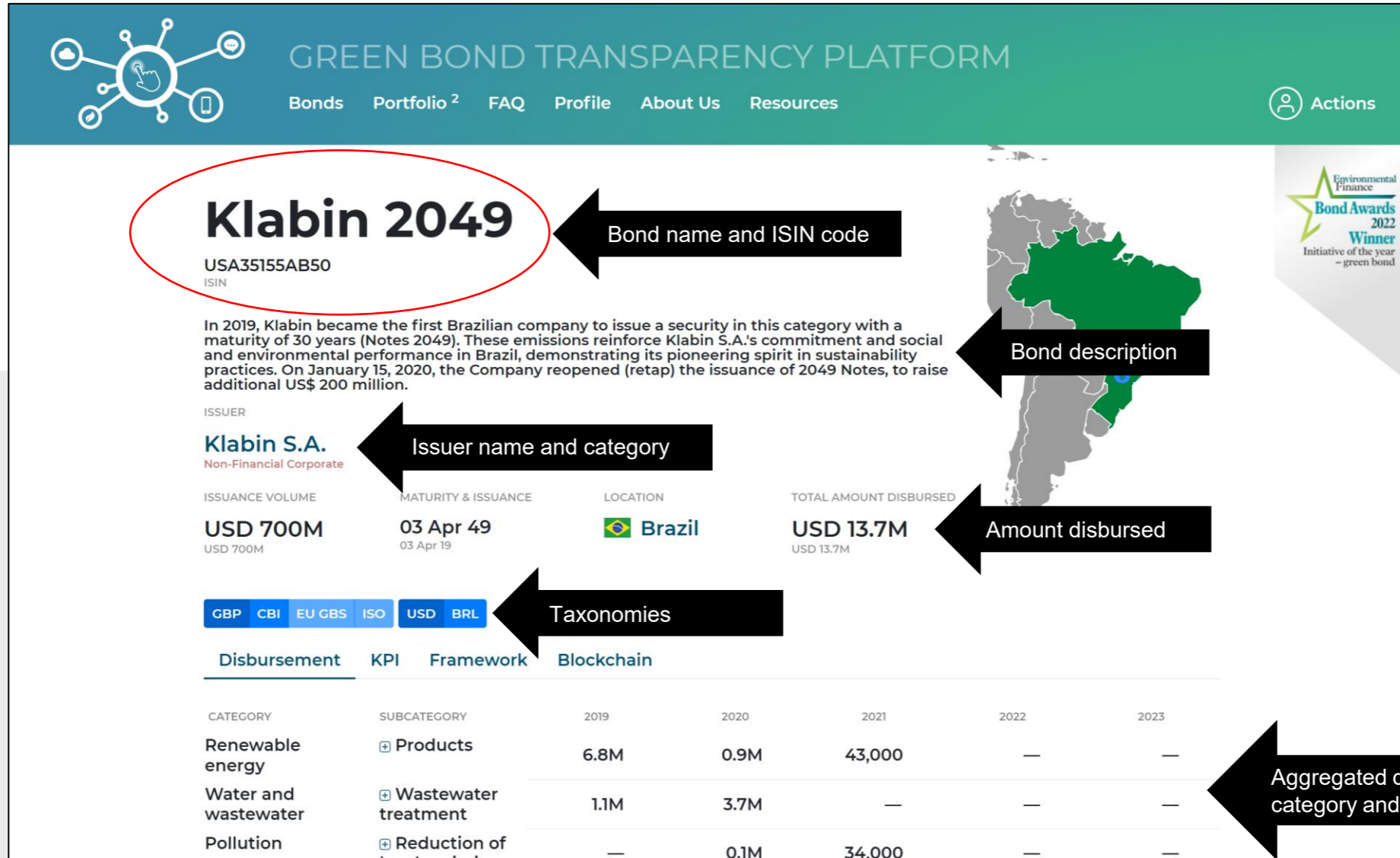


# 02

## 02. Exploring the Bonds

### Inside of a Bond

## Looking at a specific bond



**GREEN BOND TRANSPARENCY PLATFORM**

Bonds Portfolio<sup>2</sup> FAQ Profile About Us Resources Actions

**Klabin 2049**  
USA35155AB50  
ISIN

**Bond name and ISIN code**

In 2019, Klabin became the first Brazilian company to issue a security in this category with a maturity of 30 years (Notes 2049). These emissions reinforce Klabin S.A.'s commitment and social and environmental performance in Brazil, demonstrating its pioneering spirit in sustainability practices. On January 15, 2020, the Company reopened (retap) the issuance of 2049 Notes, to raise additional US\$ 200 million.

**Bond description**

ISSUER  
**Klabin S.A.**  
Non-Financial Corporate

**Issuer name and category**

ISSUANCE VOLUME: **USD 700M**  
Maturity & Issuance: **03 Apr 49**  
Location: **Brazil**  
TOTAL AMOUNT DISBURSED: **USD 13.7M**

**Amount disbursed**

Taxonomies: **USD**

Category	Subcategory	2019	2020	2021	2022	2023
Renewable energy	⊕ Products	6.8M	0.9M	43,000	—	—
Water and wastewater	⊕ Wastewater treatment	1.1M	3.7M	—	—	—
Pollution	⊕ Reduction of	—	0.1M	34,000	—	—

**Aggregated disbursements at the project category and sub-category -level**

Action required: opening a specific Bond

By clicking on a specific bond, all the data published will be displayed as seen above. It is highly recommended for issuers to constantly update the information, making available as soon as possible all information that is already public.

# 02

## 02. Exploring the Bonds

### Inside of a Bond

## Disbursements



practices. On January 15, 2020, the Company reopened (retap) the issuance of 2049 Notes, to raise additional US\$ 200 million.

ISSUER  
**Klabin S.A.**  
Non-Financial Corporate

ISSUANCE VOLUME: **USD 700M**  
Maturity & Issuance: **03 Apr 49**  
Location: **Brazil**  
Total Amount Disbursed: **USD 13.7M**

GBP CBI EU GBS ISO **USD BRL**

CATEGORY	SUBCATEGORY	Periods of disbursements year-by-year				
		2019	2020	2021	2022	2023
Renewable energy	Products	6.8M	0.9M	43,000	—	—
	Tall Oil Plant	6.8M	0.9M	43,000	—	—
Water and wastewater	Wastewater treatment	1.1M	3.7M	—	—	—
	Deployment of new ETAC	1.1M	3.7M	—	—	—
Pollution	Reduction of local emissions	—	0.1M	34,000	—	—
	Noise Reduction	—	0.1M	34,000	—	—
Eco-efficient economy	Packaging	—	0.3M	0.7M	—	—
	Pneumatic bale transport	—	0.1M	21,000	—	—
	Design of products adapted to the circular economy	—	0.1M	0.7M	—	—

Disbursements made to projects on the period of assessment on the currency selected above

[XLS](#) All data for the bond can be downloaded

Project category and subcategory receiving disbursements based on the standard/taxonomy selected above and particular projects receiving proceeds

Periods of disbursements year-by-year

Disbursements made to projects on the period of assessment on the currency selected above

Action required: opening a specific Bond

Disbursements are shown in this view, for the entire period, with updates made at each release of information. By clicking on the + sign, it is possible to see the specific projects to which the amounts were allocated. All information can also be downloaded for free.



# 02

## 02. Exploring the Bonds

### Inside of a Bond

### KPIs



USA35155AB50  
ISIN

In 2019, Klabin became the first Brazilian company to issue a security in this category with a maturity of 30 years (Notes 2049). These emissions reinforce Klabin S.A.'s commitment and social and environmental performance in Brazil, demonstrating its pioneering spirit in sustainability practices. On January 15, 2020, the Company reopened (retap) the issuance of 2049 Notes, to raise additional US\$ 200 million.

ISSUER  
**Klabin S.A.**  
Non-Financial Corporate

ISSUANCE VOLUME: **USD 700M**  
Maturity & Issuance: **03 Apr 49**  
Location: **Brazil**  
Total Amount Disbursed: **USD 13.7M**

GBP CBI EU GBS ISO

Disbursement **KPI** Framework Blockchain

**Greenhouse Gas** t chemicals reduced  
Forest # paper packaging trays used  
Industry % raw material in packaging used  
Water % water saving  
Land-use # times less area planted  
Land-use % carbon sequestered

Energy % energy saving  
Energy dB noise level reduced  
Forest # Noise complaints  
Energy tCO2e reduced

CATEGORY	SUBCATEGORY	2019	2020	2021
Eco-efficient economy	[-] Packaging	720	18	
	Design of products adapted to the circular economy	720	18	

↓ XLS

1300 New York Avenue, N. W. Washington, D. C. 20577, USA

Contact Us Terms and Conditions

Select the KPI of interest to see the evolution

Project category and subcategory to which the project measuring the KPI selected belongs to based on the standard/taxonomy selected above

Greenhouse Gas

Eco-efficient economy  
[-] Packaging

2019	2020	2021
720	18	
720	18	

Periods of KPI measurement (flexible to issuer report)

hover over the value to see the exact period

↓ XLS All data for the bond can be downloaded

Action required: opening a specific Bond



KPIs are displayed in this view for the entire period, with updates made at each release of information. By clicking on the + sign, it is possible to see the specific measured for each project reported. All information can also be downloaded for free. KPIs with measured values are displayed in black-font color, while planned/estimated values are displayed in grey-font color



# 02

## 02. Exploring the Bonds

Inside of a Bond

# Frameworks



### Klabin 2049

USA35155AB50  
ISIN

In 2019, Klabin became the first Brazilian company to issue a security in this category with a maturity of 30 years (Notes 2049). These emissions reinforce Klabin S.A.'s commitment and social and environmental performance in Brazil, demonstrating its pioneering spirit in sustainability practices. On January 15, 2020, the Company reopened (retap) the issuance of 2049 Notes, to raise additional US\$ 200 million.

ISSUER  
**Klabin S.A.**  
Non-Financial Corporate

ISSUANCE VOLUME: **USD 700M**  
Maturity & Issuance: **03 Apr 49**  
Location: **Brazil**  
Total Amount Disbursed: **USD 13.7M**

Disbursement KPI **Framework** Blockchain

#### Green Bond Framework

CLASSIFIERS	INDICATORS	METHODOLOGIES	DOCUMENT	SPO
Energy - Solar Climate Bonds Initiative Project Classification	ha certified wood area		<a href="#">Download File</a>	
Energy - Bioenergy Climate Bonds Initiative Project Classification	# high value area protected			
Transport - Freight Rail Climate Bonds Initiative Project Classification	MWh renewable energy generation			

Classifiers are the project categories proposed in the framework document using a specific standard/taxonomy to be financed by the issuer

Indicators are the proposed indicators to be measured by the issuers in the framework

Action required: opening a specific Bond

Download the Framework PDF file

The Framework document can be downloaded in this view. All information can also be downloaded for free. The classifiers and indicators columns are not directly related.



# 02

## 02. Exploring the Bonds

Inside of a Bond

## Looking at the methodologies



ISSUER  
**Cofide**  
Development Bank

ISSUANCE VOLUME  
**PEN 100M**  
USD 30M

MATURITY & ISSUANCE  
**26 Apr 22** **MATURED**  
26 Apr 19

LOCATION  
 **Peru**

TOTAL AMOUNT DISBURSED  
**PEN 100M**  
USD 30M

[Disbursement](#) [KPI](#) [Framework](#) [Blockchain](#)

**Marco del Bono Verde**

CLASSIFIERS	INDICATORS	METHODOLOGIES	DOCUMENT	SPO
<b>Transport</b> Climate Bonds Initiative Project Classification		<b>ACM0002 ver.12</b>	File	
<b>Energy - Wind</b> Climate Bonds Initiative Project Classification				

Action required: opening a specific Bond



On this page you can see the methodology used to measure some KPIs. This enables comparability and transparency.

# 02

02. Exploring the Bonds

Inside of a Bond

## Blockchain



### Bono Verde COFIDE

PEP11100M336

ISIN

XLIM

Primer Bono Verde emitido por una Institución Financiera en el Perú

ISSUER

**Cofide**

Development Bank

ISSUANCE VOLUME

**PEN 100M**

USD 30M

MATURITY & ISSUANCE

**26 Apr 22** MATURED

26 Apr 19

LOCATION

**Peru**

TOTAL AMOUNT DISBURSED

**PEN 100M**

USD 30M



Disbursement   KPI   Framework   Blockchain

CREATED	CHECKSUM	DOWNLOAD LINK
2021-10-25, 17:51:30 UTC	08e08d382035f7b1464fad5ff61e30fe1d225d7d7595a35b91bfa4146bcbfbba	<a href="#">ZIP</a>
2021-10-25, 17:40:55 UTC	f53aa86f9aa9963be8eb06e08e34a77078a28ed479ac5db231fa30f11d865223	<a href="#">ZIP</a>
2021-10-04, 16:43:17 UTC	250feb189bf7eff3c505911efbb3185eb06046c91b106160c4429e04b653933e	<a href="#">ZIP</a>
2021-10-04, 16:37:31 UTC	9b91de5857073d5af27525cc9b100287acf894ca214a5ac79f8cfd4adffdb8ad	<a href="#">ZIP</a>

Action required: opening a specific Bond



On this page you can see all blockchains created for a specific bond. Blockchains are crated every time a bond is updated or edited.



# 02

## 02. Exploring the Bonds

### Inside of a Bond

## Downloading the data



maturity of 30 years (Notes 2049). These emissions reinforce Klabin S.A.'s commitment and social and environmental performance in Brazil, demonstrating its pioneering spirit in sustainability practices. On January 15, 2020, the Company reopened (retap) the issuance of 2049 Notes, to raise additional US\$ 200 million.

ISSUER  
**Klabin S.A.**  
Non-Financial Corporate

ISSUANCE VOLUME: **USD 700M**  
Maturity & Issuance: **03 Apr 49**  
Location: **Brazil**  
Total Amount Disbursed: **USD 13.7M**

GBP CBI EU GBS ISO **USD** BRL

Disbursement KPI Framework Blockchain

Category	Subcategory	2019	2020	2021	2022	2023
Renewable energy	⊕ Products	6.8M	0.9M	43,000	—	—
Water and wastewater	⊕ Wastewater treatment	1.1M	3.7M	—	—	—
Pollution	⊕ Reduction of local emissions	—	0.1M	34,000	—	—
Eco-efficient economy	⊕ Packaging	—	0.3M	0.7M	—	—

Download the general data of the bond you are visualizing

↓ XLS ← All the data can be downloaded

**IDB** 1300 New York Avenue, N. W. Washington, D. C. 20577, USA © 2022 Inter-American Development Bank  
Contact Us Terms and Conditions Privacy Policy

Action required: explore the Bonds on GBTP



All the bond information is available for downloading for free. All allocations and impact metrics measured by the issuer will be available in a Excel file.



# 02

## 02. Exploring the Bonds

### Inside of a Bond

## Looking at a bond program



GREEN BOND TRANSPARENCY PLATFORM
Actions

Bonds
Portfolio <sup>2</sup>
FAQ
Profile
About Us
Resources

### CBI Certified Portfolio

**CBI\_CHILE**  
TICKER

Green Bonds issued by the Republic of Chile, certified by CBI

ISSUER  
**Ministry of Finance of the Republic of Chile**  
Sovereign

ISSUANCE VOLUME

**USD 7.4B**

USD 3.8B  
EUR 3.2B

LOCATION

Chile

TOTAL AMOUNT DISBURSED

**USD 935.1M**

USD 935.1M

Bonds in program:  
 US168863DL94: Chile - USD 2050  
 US168863DN50: Chile - USD 2032  
 XS1843433639: Chile - EUR 2031  
 XS2108987517: Chile - EUR 2040

GBP CBI EU CBS ISO USD

Disbursement		KPI		Blockchain		
CATEGORY	SUBCATEGORY	2018	2019	2020	2021	2022
Clean transportation	Rail	318.4M	244.1M	300.1M	—	—
	Electric	0.2M	5.2M	20.1M	—	—
Energy efficiency	Appliances	0.1M	0.1M	—	—	—
Renewable energy	Generation	1.3M	0.5M	0.1M	—	—

The USD sum of the issuance volume of each of the bonds in the program

The total volume issued in each of the issuance-currencies of the bonds in the program

Program customized code

Individual bonds that are part of the program and add-up to the total issuance volume

The total USD volume disbursed to projects using the aggregated proceeds of the bonds in the program.

Project-by-project disbursements for the group of bonds – All bonds will have the same information

Action required: opening a bond program

A **bond program** is a structure when multiple bonds issued by the same issuer are used as funding sources for a group of projects. These bonds may have different parameters (such as the volume, currencies, tranches, markets...) yet their proceeds are accumulated in one “pot” or fund which is then used to finance a series of projects. Thus, the disbursements of the bonds are reported aggregated at the program-level and not on a one-by-one basis at the bond-level. Therefore, it is not possible to determine how much was disbursed from each bond, instead the platform shows how much was disbursed from the totality of the program. Additionally, the impact metrics are measured for the group of projects and are linked to the program itself and not to each individual bond.



# 03

03. Information at the project level

Inside of a Project

## Disbursement details



ISSUER  
**BNDES**  
Development Bank

ISSUANCE VOLUME  
**USD 1B**  
USD 1B

MATURITY & ISSUANCE  
**09 May 24**  
09 May 17

LOCATION  
 **Brazil**

TOTAL AMOUNT DISBURSED  
**USD 1.1B**  
USD 1.1B

GBP CBI EU GBS ISO **USD** BRL

Disbursement KPI Framework Blockchain

CATEGORY	SUBCATEGORY	2017	2018	2019	2020	2021
Energy	Wind	1.1B	—	—	—	—
	UEE Calango 6		—	—	—	—
	UEE Atlantic 2	153M	—	—	—	—
	UEE Brazil Energy	122.9M	—	—	—	—
	UEE Contour Picos 2	179.3M	—	—	—	—
	UEE Rio Energy I	204.3M	—	—	—	—
	UEE Santa Vitória do Palmar	132M	—	—	—	—
	UEE São Clemente	205.9M	—	—	—	—
	UEE Servtec 2	29.8M	—	—	—	—

Details on next page

Action required: explore the Bonds on GBTP



When you click on a bond to view its page, in the disbursement section is possible to click on the projects' names to view its specific information.



# 03


03. Information at the project level

Inside of a Project

## Project summary

Energy - Wind  
Renewable energy - Generation  
Other - Unspecified  
Other - Unspecified

**UEE Calango 6**



Brazil  
PROJECT REGION  
**Bodó and Lagoa Nova**  
GREEN BOND ID  
**USP14486AM92**  
INVESTED AMOUNT  
**\$ 80.4M**

REFINANCING  
**Yes**

CORFINANCING  
**49 %**

Calango 6 is an 84 MW wind generation facility located in the rural areas of the municipalities of Bodó and Lagoa Nova, Rio Grande do Norte state. It is composed of three wind farms with 42 wind turbines in total and produces enough electricity to power up approximately 220,000 households. Calango 6 construction work is finished. The wind farms have been operational since December 2016.

Project location

General Project information

Indicates if the project is refinanced

Share (%) that the bond pays of the total value of the project

Project description

Project category according to the taxonomies available in the platform

Project name

Action required: explore the Bonds on GBTP



When you click on a bond to view its page, in the disbursement section is possible to click on the projects' names to view its specific information.

# 04

04. Portfolio organization

Build your portfolio

## Your portfolio



The screenshot shows the 'Virtual portfolio' dashboard on the Green Bond Transparency Platform. The navigation bar includes 'Bonds', 'Portfolio <sup>2</sup>', 'FAQ', 'About Us', 'Resources', and a 'Sign In' button. The main content area displays the following statistics:

- 2** Bonds Issued
- 1** Countries
- \$ 1.1M** Invested
- 0** tCO<sub>2</sub> avoided or reduced

A map of Latin America is shown to the right, with Brazil highlighted in green. A badge in the top right corner of the dashboard reads: 'Environmental Finance Bond Awards 2022 Winner Initiative of the year - green bond'. A red circle highlights the '2 Bonds Issued' statistic, and a red line connects it to the 'Portfolio <sup>2</sup>' menu item in the navigation bar.

Action required: **View the Portfolio dashboard**

Through this menu an investment portfolio can be viewed, organizing the information in one place. This simulates investments to the selected bonds and estimates the impacts depending on the volume invested. As information is updated by issuers, the portfolio will also be organized automatically. See on the next page how to put together the portfolio.

# 04

## 04. Portfolio organization

Build your portfolio

## Organize your portfolio



BRPASNDBS018 ISIN	Brazil	Igua Saneamento Non-Financial Corporate	29.8M BRL 49.9M USD	15 Jul 20	Add
BRAPCSCRI8Y6 ISIN	Brazil	Albion Capital Ltda Financial Corporate	64.1M BRL 11.9M USD	07 Mar 31 12 Feb 21	Add
BRPTMIDBS003 ISIN BVMF	Brazil	Omega Energia Non-Financial Corporate	42.4M BRL 13.4M USD	15 Dec 26 15 Mar 17	Add
BRTAEEDBS0M3 ISIN BVMF	Brazil	TAESA Non-Financial Corporate	100M BRL 18.7M USD	15 May 36 19 May 21	Add
BRTRPLDBS0D1 ISIN	Brazil	CTEEP - Companhia de Transmissão de Energia Elétrica Paulista Non-Financial Corporate	800M BRL 154M USD	15 May 44 07 Dec 20	Add
BRESBIDBS004 ISIN	Brazil	EI Energia, Brasil Non-Financial Corporate	150M BRL 26.6M USD	15 Mar 30 15 Mar 21	Add

« < 1 2 3 4 ... > »

Download xls

Click ADD to include to the portfolio

Download the general data of the bonds filtered

Action required: Organize your Portfolio on GBTP

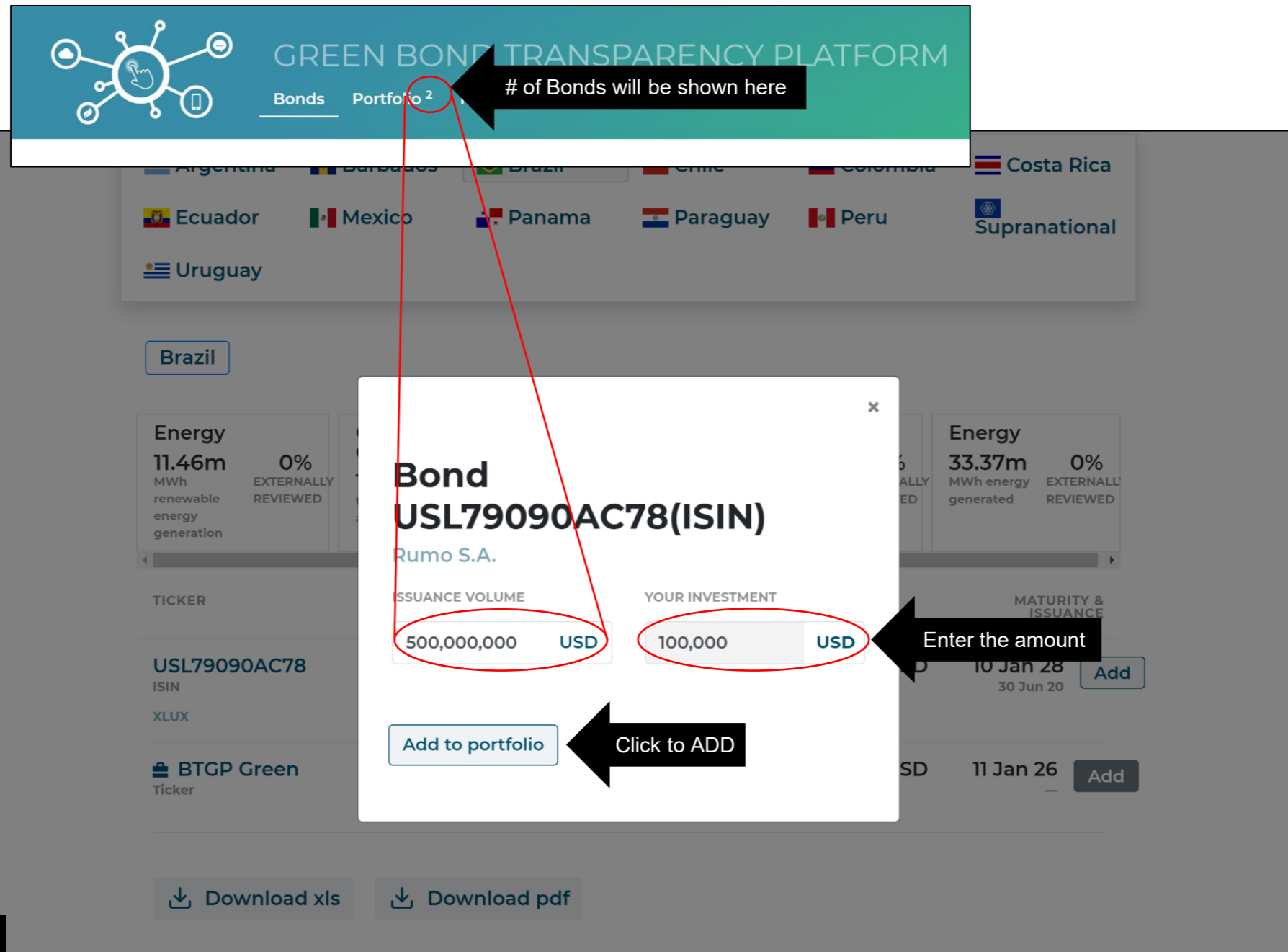
Every time a query in Bonds is made an **ADD** option (see highlight) to add that Bond to the virtual Portfolio is shown. For this step, it is not necessary to be logged in. A simulated investment can be performed by indicating an intended amount to be invested in the bond.

# 04

## 04. Portfolio organization

Build your portfolio

## Organize your portfolio



The screenshot shows the Green Bond Transparency Platform interface. At the top, there is a navigation bar with 'Bonds' and 'Portfolio 2' tabs. A callout box points to the 'Portfolio 2' tab with the text '# of Bonds will be shown here'. Below the navigation bar, there is a grid of country filters including Argentina, Barbados, Brazil, Chile, Colombia, Costa Rica, Ecuador, Mexico, Panama, Paraguay, Peru, Uruguay, and Supranational. The 'Brazil' filter is selected. A modal window is open for the bond 'USL79090AC78 (ISIN)' by 'Rumo S.A.'. The modal displays the 'ISSUANCE VOLUME' as '500,000,000 USD' and the 'YOUR INVESTMENT' as '100,000 USD'. Both input fields are circled in red. A callout box points to the '100,000' field with the text 'Enter the amount'. At the bottom of the modal, there is a button labeled 'Add to portfolio' with a callout box pointing to it that says 'Click to ADD'. The background shows a list of bonds with columns for 'Energy', 'MWh', '0%', 'EXTERNALLY REVIEWED', 'Maturity & Issuance', and 'Add' buttons.

Action required: inform the amount and add to portfolio



By clicking ADD, the system will ask to enter a simulated investment in USD. Enter the amount and click on the highlighted button to add it to the portfolio.

# 05

## 05. Resources and public data

### Resources & Data

## Everything you need



**Resources**

About GBTP

- Factsheet (English / Español / Português)
- GBTP Additional Information
- GBTP Logos

**GBTP export data**

The GBTP has developed a free and public integrated dataset of all the bond's information included in the platform presented in four export-files (.csv). Users can download the files below containing: (1) bond's general information, (2) individual bond-tranche information, (3) allocation of proceeds to project categories using international standards (GBP, CBI) and (4) measurements of impact and outcome KPIs.

1. Bonds
2. Tranches
3. Allocations
4. Key Performance Indicators

**Index**

[GBTP export data index](#) (This document provides a comprehensive understanding of the data exported. It contains a brief description and visual reference in the GBTP site to each field included in the four export data

**Bonds:** contains the general data of the bonds published, such as volume issued, maturity, issuance date, etc.

**Tranches:** contains information of the tranches of all the bonds issued such as issuance date of the tranche, stock exchange, volume issued, etc.

**Allocations:** contains detailed information on the disbursements made to each of the projects reported by the bonds published such as type of projects, amounts allocated, amounts disbursed, years of disbursement, project location etc.

**Key performance indicators:** contains detailed information on the impact metrics planned and measured of the projects reported by the bonds

Detailed information for free for investment analysis or academic researches in simple cvs files

Excel file explaining all the information available for download in the "GBTP export data index"

**Action required: check the available resources**



The resources page has an extensive inventory of material about the GBTP and has a section for exporting all the data currently available in the platform for free. Some of the data downloaded contains information regarding the projects financed, all the bonds listed, impacts by year and other information that can be aggregated for further internal analysis. Logos to use in your advertising material can be downloaded. For more details on the fields included in each file please look at the Index document.



# Contact us!

---

Find out more about GBTP at:

[www.greenbondtransparency.com](http://www.greenbondtransparency.com)



# ONGOING SUPPORT



## Contact Us

In order to get in touch with us, as a registered user, use the [User Request](#) function.

If you are not registered, email your support request to [support@greenbondtransparency.com](mailto:support@greenbondtransparency.com)

## User Support Team (UST)

[usersupport@greenbondtransparency.com](mailto:usersupport@greenbondtransparency.com)